



IF IT'S WORTH BUILDING, IT'S WORTH TESTING

This wishlist was generated on 01/06/2017, and contains the following Products:

25-5441

Rubber Membrane 50mm Diameter Pack of 10.

25-5461

Membrane Sealing Ring 50mm Diameter Pack of 10.

25-5561

Porous Disc 50mm Pack of 2

25-5580

Filter Paper Drain 50mm Diameter. Pack of 50

25-1833/01

De-Aired Water Apparatus 15 Litre Capacity

25-4157

100mm Triaxial Cell 1700Kpa with 5 Pressure/ Drainage Ports. Supplied with Two Valves.

25-4186

100 mm Base Adaptor for 100 mm Triaxial Cell.

25-4200

Piston Restraint Clamp for Ele Triaxial Cells

25-7590

Pressure Pad 100mm Diameter.

25-7610

Membrane Placing Tool 100mm/4 Inch Diameter.

25-7621

Rubber Membrane 100mm/4 Inch Diameter. Pack of 10

25-7631

Membrane Sealing Ring 100mm Diameter. Pack of 10.

25-7640

Suction Membrane Device 100mm/4 Inch Diameter.

25-7650

Two-Way Split Former 100mm Diameter.

25-7661

Porous Disc 100mm Diameter Pack of 2.

25-7670

Filter Paper Drain 100mm/4 inch Diameter. Pack of 50.

26-1746

Bladder-Type Air/Water Pressure Assembly. 1000 Kpa Maximum Working Pressure.

26-1769

Nylon Tubing 30 Metre Length.

26-1872

Six-Way Pneumatic Pressure Control Panel.

26-1880

Universal Pump and Pressure Indicating Panel 1700Kpa.

26-1926

Nylon Tubing 6mm Od 3500Kpa.

27-1500/01

GDU 8 Channel Data Acquisition Unit 220-240 V 50/60 Hz, 1 Ph.

27-1633

Pressure Transducer Assembly 1700Kpa Fitted with 5 Pin DIN Plug.

27-1641

Volume Change Transducer Assembly 80ml Capacity Maximum Working Pressure 1700KPa

27-1768

DS7.2 Permeability in a Triaxial Cell Program for Windows 7, 32/64 bit

83-1730/01

Air Compressor

25-3518/01

Digital Tritest 50 Load Frame

25-4117

70mm Triaxial Cell 1700Kpa with 5 Pressure/ Drainage Ports. Supplied with Two Valves.

25-4176

70mm Base Adaptor for 70mm Cells.

25-6470

Membrane Placing Tool 70mm/2.8 Inch Diameter.

25-6480

Suction Membrane Device 70mm Diameter.

25-6500

Two-Way Split Former 70mm Diameter.

25-6530

Two Part Split Mould 70mm

25-4520

Valve No Volume Change 1/4 Inch BSp Fitted with 6 mm Connector and Integral Sealing Ring.

25-6430

Pressure Pad 70mm Diameter.

25-6441

Rubber Membrane 70mm/2.8 Inch Diameter. Pack of 10.

25-6461

Membrane Sealing Ring 70mm Diameter Pack of 10.

25-6561

Porous Disc 70mm Diameter Pack of 2.

25-6580

Filter Paper Drain 70mm/2.8 inch Diameter. Pack of 50.

26-2114/01

Digital Direct/Residual Shear Apparatus Complete with Lever Loading Assembly. 220-240V 50/60Hz 1Ph.

26-2132

Set of Weights 50 kg Slotted.

26-2197

Shear Box Assembly 100mm Sq.

26-2201

Specimen Cutter 100mmsq.

26-2205

Specimen Extrusion Tool 100 mm sq

27-1300/01

DSU Electronic Readout and Control System 220 - 240 V AC 50/60 Hz

27-1561

S-Type Load Cell 5 kN.for Use with Direct/ Residual Shear Machine. Fitted with 5 Pin Din Plug.

27-1689

Vertical Displacement Transducer Assembly 15mm Travel with 5 Pin Din Plug Bracket for Shear Box

27-1697

Horizontal Displacement Transducer Assembly 15mm Travel 5 Pin Din Plug Mounting Pillar

27-1793

DS7.2 Direct and Residual Shear Strength Program for Windows 7, 32/64 bit

26-2197/10

Porous Plate 100mm Sq.



Rubber Membrane 50mm Diameter Pack of 10.

Code: [25-5441](#)

Product Group: [Rubber Membranes](#)

50 mm diameter rubber membrane (Pack Of 10).

Standards

AASHTO T296, AASHTO T297, ASTM D2850, ASTM D4767, ASTM D5084, ASTM D7181



Membrane Sealing Ring 50mm Diameter Pack of 10.

Code: [25-5461](#)

Product Group: [Membrane Sealing Rings, Sealing Rings](#)

50 mm diameter membrane sealing ring (Pack Of 10).

Standards

AASHTO T296, AASHTO T297, ASTM D2850, ASTM D4767, ASTM D5084



Porous Disc 50mm Pack of 2

Code: [25-5561](#)

Product Group: [Accessories for CU/CU effective stress](#), [Porous Stones](#)

50 mm diameter porous disc (Pack Of 2).



Filter Paper Drain 50mm Diameter. Pack of 50

Code: [25-5580](#)

Product Group: [Accessories for CU/CU effective stress, Filter Paper Drains](#)

Filter paper drain 50 mm diameter (Pack of 50).

De-Aired Water Apparatus 15 Litre Capacity

Code: [25-1833/01](#)

Product Group: [De-Aired Water](#)



This compact self-contained unit will de-air water quickly and efficiently down to levels of dissolved oxygen acceptable for geotechnical test methods. Air is removed from the water by a vacuum system, which continuously circulates the water in the tank. The unit is supplied with a clear water container, which will hold a maximum of 15 litres of water. Input and output lines are formed using standard 6 mm tube connectors.

Standards

BS 1377-1

Specification

Dimensions l x w x h (mm) 380 x 356 x 470



100mm Triaxial Cell 1700Kpa with 5 Pressure/ Drainage Ports. Supplied with Two Valves.

Code: [25-4157](#)

Product Group: [Triaxial Cell](#), [Triaxial Cells](#)

- Working pressure up to 1700 kPa
- All round visibility
- Sample sizes 38 to 100 mm diameter
- Rapid assembly and dismantling
- Accepts a range of interchangeable submersible load transducers

This range of precision made triaxial cells has been designed to meet the requirements of the modern soils laboratory. The cells have been treated to minimise corrosion. Particular attention has been paid to the quality of finish between the piston and the head. Final assembly includes the fitting of an O-ring seal and the use of special lubricant to reduce friction to a minimum and eliminate water leakage.

The piston load capacity is designed to accept high horizontal forces which may be present during the final stages of a test. Each cell has five take-off positions drilled in the base for top drainage/back pressure, pore water pressure and bottom drainage. Two no-volume change valves and an anvil for strain gauge/transducer datum are supplied for fitting to the cell.

A feature of these cells is that they all accept a single diameter piston. The internal height is such that a range of submersible load transducers can be fitted without any modification. Each cell will accept a range of base adaptors and various accessories for testing a wide range of specimens

Standards

BS 1377, ASTM D2850, ASTM D4767, AASHTO T296, AASHTO T297

Accessories



100 mm Base Adaptor for 100 mm Triaxial Cell.

Code: [25-4186](#)



Pressure Interface Chamber

Code: [25-0695](#)

Alternatives



50mm Triaxial Cell 1700Kpa with 5 Pressure/ Drainage Ports. Supplied with Two Valves.

Code: [25-4047](#)



70mm Triaxial Cell 1700Kpa with 5 Pressure/ Drainage Ports. Supplied with Two Valves.

Code: [25-4117](#)



100 mm Base Adaptor for 100 mm Triaxial Cell.

Code: [25-4186](#)

Product Group: [Base Pedestals, Specimen Base Adaptors](#)

100 mm Base Adaptor with Twin Pore Pressure Ports for 100 mm Triaxial Cell.

Standards

BS 1377, ASTM D2850, ASTM D4767, AASHTO T296, AASHTO T297

Accessories



38mm/1.5 Inch Base Adaptor for 50mm Cells.

Code: [25-4166](#)



50mm Base Adapter for 50mm Cells.

Code: [25-4168](#)



50mm Base Adaptors for 70mm Cells.

Code: [25-4174](#)



70mm Base Adaptor for 70mm Cells.

Code: [25-4176](#)

Alternatives



38mm/1.5 Inch Base Adaptor for 50mm Cells.

Code: [25-4166](#)



50mm Base Adapter for 50mm Cells.

Code: [25-4168](#)



50mm Base Adaptors for 70mm Cells.

Code: [25-4174](#)



70mm Base Adaptor for 70mm Cells.

Code: [25-4176](#)



Piston Restraint Clamp for Ele Triaxial Cells

Code: [25-4200](#)

Product Group: [Aggressive Materials, General Cell Accessories](#)

For ELE Triaxial Cells Manufactured From July 1996.

Standards

BS 1377, ASTM D2850, ASTM D4767, AASHTO T296, AASHTO T297

Further Information

To lock the loading piston into position

Pressure Pad 100mm Diameter.

Code: [25-7590](#)

Product Group: [Specimen Caps, Pressure Pads](#)

100 mm diameter pressure pad. The pad shall have two empty ports and will come complete with two blanking plugs, plastic tubing and connector. Suitable For both drained and undrained tests.



Standards

ASTM D2850, ASTM D4767, ASTM D7181, AASHTO T296, AASHTO T297, ASTM D5084



Membrane Placing Tool 100mm/4 Inch Diameter.

Code: [25-7610](#)

Product Group: [Membrane Placing Tools, O-Ring Placing Tools](#)

100Mm/4 Inch Diameter Membrane Placing Tool.

Standards

ASTM D2850, ASTM D4767, ASTM D7181, AASHTO T296, AASHTO T297, ASTM D5084

Accessories



Membrane Placing Tool 35mm/38mm.

Code: [25-4290](#)



Membrane Placing Tool 70mm/2.8 Inch Diameter.

Code: [25-6470](#)

Alternatives



Membrane Placing Tool 35mm/38mm.

Code: [25-4290](#)



Membrane Placing Tool 70mm/2.8 Inch Diameter.

Code: [25-6470](#)



Rubber Membrane 100mm/4 Inch Diameter. Pack of 10

Code: [25-7621](#)


Product Group: [Rubber Membranes](#), [Rubber Membranes](#), [Tri-Flex 2 Permeability Test Cell](#)

100 mm/4 Inch diameter rubber membrane (pack of 10).

Standards

ASTM D2850, ASTM D4767, ASTM D5084, AASHTO T296, AASHTO T297, ASTM D7181

Accessories



1.4" (35 mm) Rubber Membranes


Code: [25-4261](#)



Rubber Membrane 70mm/2.8 Inch Diameter. Pack of 10.

Code: [25-6441](#)

Alternatives



1.4" (35 mm) Rubber Membranes

Code: [25-4261](#)



Rubber Membrane 70mm/2.8 Inch Diameter. Pack of 10.

Code: [25-6441](#)



Membrane Sealing Ring 100mm Diameter. Pack of 10.

Code: [25-7631](#)


Product Group: [Membrane Sealing Rings, Sealing Rings, Tri-Flex 2 Permeability Test Cell](#)

100 mm diameter membrane sealing ring (Pack Of 10).

Standards

ASTM D2850, ASTM D4767, ASTM D5084, AASHTO T296, AASHTO T297

Accessories



1.4" (35 mm) Sealing Rings

Code: [25-4281](#)



Membrane Sealing Ring 70mm Diameter Pack of 10.

Code: [25-6461](#)



Membrane Sealing Rings 2.8"

Code: [25-6641](#)

Alternatives



1.4" (35 mm) Sealing Rings

Code: [25-4281](#)



Membrane Sealing Ring 70mm Diameter Pack of 10.

Code: [25-6461](#)



Membrane Sealing Rings 2.8"

Code: [25-6641](#)



Suction Membrane Device 100mm/4 Inch Diameter.

Code: [25-7640](#)

Product Group: [Suction Membrane Devices](#), [Suction Membrane Device](#)


100Mm/4 Inch Diameter Suction Membrane Device.

Accessories



1.4" Suction Membrane Device

Code: [25-4300](#)



Suction Membrane Device 70mm Diameter.

Code: [25-6480](#)

Alternatives



1.4" Suction Membrane Device

Code: [25-4300](#)



Suction Membrane Device 70mm Diameter.

Code: [25-6480](#)



Two-Way Split Former 100mm Diameter.

Code: [25-7650](#)

Product Group: [Two-way Split Formers](#), [Two-Way Split Formers](#)

Accessories



1.4" Two-Way Split Formers

Code: [25-4320](#)



2.8" Two-Way Split Formers

Code: [25-6680](#)



Two-Way Split Former 70mm Diameter.

Code: [25-6500](#)

Alternatives



1.4" Two-Way Split Formers

Code: [25-4320](#)



2.8" Two-Way Split Formers

Code: [25-6680](#)



Two-Way Split Former 70mm Diameter.

Code: [25-6500](#)



Porous Disc 100mm Diameter Pack of 2.

Code: [25-7661](#)


Product Group: [Accessories for CU/CU effective stress, Porous Stones, Tri-Flex 2 Permeability Test Cell](#)

100 mm diameter porous disc (Pack of 2).

Standards


ASTM D2850, ASTM D4767, ASTM D5084, AASHTO T296, AASHTO T297, ASTM D7181

Accessories




1.4" Porous Stones

Code: [25-4461](#)




4.0" Porous Stones

Code: [25-7761](#)



Porous Disc 70mm Diameter Pack of 2.

Code: [25-6561](#)



Porous Stones 2.8"


Code: [25-6721](#)

Alternatives




1.4" Porous Stones

Code: [25-4461](#)




4.0" Porous Stones

Code: [25-7761](#)



Porous Disc 70mm Diameter Pack of 2.

Code: [25-6561](#)



Porous Stones 2.8"

Code: [25-6721](#)



Filter Paper Drain 100mm/4 inch Diameter. Pack of 50.

Code: [25-7670](#)

Product Group: [Accessories for CU/CU effective stress, Filter Paper Drains](#)

Filter paper drain 100 mm diameter (Pack of 50).

Standards

ASTM D2850, ASTM D4767, ASTM D7181, AASHTO T296, AASHTO T297

Accessories



1.4" Filter Paper Drains

Code: [25-4880](#)



Filter Paper Drain 70mm/2.8 inch Diameter. Pack of 50.

Code: [25-6580](#)

Alternatives



1.4" Filter Paper Drains

Code: [25-4880](#)



Filter Paper Drain 70mm/2.8 inch Diameter. Pack of 50.

Code: [25-6580](#)



Bladder-Type Air/Water Pressure Assembly. 1000 Kpa Maximum Working Pressure.

Code: 26-1746

Product Group: [Air/Water Pressure Systems - up to 1000 kPa](#)

With transparent plastic chamber for operating continuously at pressures up to 1000 kPa. A length of tubing is provided for connecting the air/water cylinder outlet to a pressure measuring system.

- Used to supply hydraulic pressure from a pneumatic pressure source.
- Prevents air entering the hydraulic pressure system.
- Maximum working pressure 1000kpa.
- Supplied with connectors and tubing for fitting to pressure measuring systems.

Accessories



Nylon Tubing 30 Metre Length.

Code: 26-1769

Spares/Consumables



Pneumatic Pressure Reducing Panel. Provides Two Independent Pressure Outlets 1000 kPa Max.

Code: 26-1760



Replacement Bladder Wide Neck (38mm Id)

Code: 26-1746/10



Nylon Tubing 30 Metre Length.


Code: [26-1769](#)

Product Group: [Air/Water Pressure Systems - up to 1000 kPa](#)

30 metre length. For pressures up to 1700 kPa. Used for connecting Air Compressors to Pneumatic Pressure Reducing Panels, or for connecting two Pressure Reducing Panels together.

Further Information

Nylon tubing 30 metres with pressure fittings.




Six-Way Pneumatic Pressure Control Panel.

Code: 26-1872

Product Group: Air/Water Pressure Systems - up to 1000 kPa

The six-way pressure control systems have been designed specifically for the monitoring of up to six independent pressures. They are particularly useful for setting up and controlling a 3-cell effective stress system using three independent back pressures. The panel is used in conjunction with the Universal Pump and Pressure Indicating Panel which provides pressure monitoring and facilities for filling and de-airing the system. Comprising six pneumatic control valves mounted in a housing for controlling six independent outlets. Supplied with connection ports for coupling panel to EL26-1880. Maximum inlet pressure 1400 kPa maximum outlet pressure 1000 kPa.




Universal Pump and Pressure Indicating Panel 1700Kpa.

Code: [26-1880](#)

Product Group: [Modular Pressure Panel System](#)

This is the main pressure display in the system for monitoring various pressures and also provides fine control of the pressure within the system using the rotary hand pump. The unit is fitted with a dual calibrated 250 mm diameter pressure gauge, four inlet/outlet no-volume change valves, screw controlled rotary hand pump, water reservoir and isolating valves. The unit is housed in a hinged case for wall or bench mounting. By using an isolating valve the panel may be used to monitor cell or back pressure. 1700 kPa and 250 lbf/in².

Spares/Consumables



Pressure Gauge 1700Kpa (250Psi) 250mm Diameter.

Code: [26-1865/10](#)



Nylon Tubing 6mm Od 3500Kpa.

Code: [26-1926](#)

Product Group: [Permeability of Rock, Volume Change Measurement](#)

6 mm outside diameter x 4 mm inside diameter. For use up to a pressure of 3500 kPa. Priced per metre.



GDU 8 Channel Data Acquisition Unit 220-240 V 50/60 Hz, 1 Ph.

Code: 27-1500/01

Product Group: [Data Logging with the GDU](#), [Geotechnical Data Acquisition Unit \(GDU\)](#), [Automatic Data Acquisition - CBR](#), [Automatic Data Acquisition - Triaxial](#), [Automatic Data Acquisition - Consolidation](#), [Automatic Data Acquisition - Direct Shear](#)

The GDU is a stand-alone, multi-tasking, multi-channel data logger, that is reliable and powerful, enabling it to co-ordinate test data from the range of ELE transducers required for various test methods.

The ELE Geotechnical Software package (DS7.1 and following), in conjunction with the GDU and a range of transducers, are the two central components required to create a modern turnkey soil testing system. Being fully modular it can be adapted to a wide range of soil testing laboratory configurations.

- For performing CBR, Consolidation, Direct/Residual Shear and Total & Effective Stress Triaxial tests
- 8 Channels expandable to 32 for performing multiple, concurrent tests for cost savings
- Independent signal conditioning on each channel to maintain data accuracy
- Field-upgradeable software, meaning no downtime for future software and functionality upgrades
- PC link via RS232 (DS7.1 only), or RS232 and Ethernet P2P/LAN (with DS7.2 and following)

- Extended warranty

Specification

Case	Aluminum, free standing; houses power supply, analog to digital conversion module and an 8-channel analog input module with transducer energization.
Sockets	Standard 5-pin DIN type.
Input Range	± 5 volts to ± 10 mV full scale.
Transducer Supply	10vDC.
Dimensions	12.8" w. x 14.3" d. x 6.1" h. (325 x 363 x 155 mm).
Weight	Net 14.08 lbs. (6.4 kg).

Accessories



8-Channel Expansion Analog Input Module

Code: [27-1505](#)



USB to Serial Adapter

Code: [27-1701](#)

Alternatives



GDU 8 Channel Data Acquisition Unit 100-120 V 60 Hz

Code: [27-1500/02](#)



RS232/USB Cable, GDU

Code: [27-1510](#)



Pressure Transducer Assembly 1700Kpa Fitted with 5 Pin DIN Plug.


Code: 27-1633

Product Group: [Pressure Measurement](#), [Tri-Flex 2 One-Cell Permeability Test System](#), [Pressure Transducer](#)

Pressure Transducers are used to measure the cell, pore and back pressures during triaxial testing. Assemblies are supplied complete with a de-airing block, valve, 5-pin DIN plug connector and calibration certificate

Specification

Construction	Stainless Steel
Excitation	10 V DC
Output	143 mV full range
Thread	1/4" BSP



Volume Change Transducer Assembly 80ml Capacity Maximum Working Pressure 1700KPa

Code: 27-1641

Product Group: [Volume Change Measurement](#),
[Tri-Flex 2 One-Cell Permeability Test System](#), [Volume Change Measurement](#), [Volume Change Transducer](#)

- Reversing valves to increase capacity
- Steel case for wall mounting and access to piping
- Supplied complete with calibration certificate

The Volume Change Transducer provides continuous measurements of volume change during the triaxial test. The assembly includes a valve to reverse the flow through the unit, providing increased capacity.

Specification

Maximum Pressure	250 psi (1,700 kPa).
Excitation	10V DC.
Output	1.25 Volts full range.
Capacity	80 cc x 0.1 cc sensitivity.
Case	Steel; hinged for access to piping.
Connector	5-Pin DIN type.
Overall Dimensions	9" w. x 7" d. x 14 -1/2" h. (229 x 178 x 368 mm).
Weight	Net 11 lbs. (5 kg).



DS7.2 Permeability in a Triaxial Cell Program for Windows 7, 32/64 bit

Code: [27-1768](#)

Product Group: [DS7, DS7.2 Permeability in a Triaxial Cell Software](#)

This program provides data for the determination of permeability of soil specimens using a triaxial cell and two volume change units in accordance with BS 1377.



Air Compressor

Code: 83-1730/01

Product Group: Air Compressors, Air/Water Pressure Systems - up to 1000 kPa

Further Information

****NOT AVAILABLE FOR SALE IN THE USA****

Specification

Dimensions (l x w x h)	483 x 457 x 864 mm
Free air delivery	2.0 cfm
Receiver capacity	50 litres
Maximum pressure	1000 kPa
Continuous working pressure	700 kPa
Electrical supply	220 – 240 V AC 1 ph 50 Hz
Water Trap	No
Weight	57 kg



Digital Tritest 50 Load Frame

Code: [25-3518/01](#)

Product Group: [Digital Tritest 50 Load Frame](#), [CBR Load Frames](#), [Triaxial Load Frames](#)

- Microprocessor control
- Large on-board LED screen display
- Direct entry via a touch sensitive keyboard
- Rapid approach and return to datum of platen
- Fully variable speed, 0.00001 to 9.99999 mm/min
- Samples up to 100 mm diameter

This 50 kN capacity machine, designed primarily for triaxial testing of soil specimens up to 100 mm diameter x 200 mm long, comprises a rigid twin column construction with an integral fully variable microprocessor controlled drive unit and LCD display with a touch sensitive keyboard. The machine is normally bench mounted for ease of installation and operation.

The use of a microprocessor controlled drive system and keyboard entry provides the Digital Tritest 50 with a wide variety of features which include pause and speed reset during test, RS 232C, operator programming of speed and control functions, self test diagnostics and many other features.

A robustly constructed steel case houses the motor drive system with careful attention being given to the prevention of ingress of water or grit. All operating controls are mounted on the front panel of the machine, which is angled and recessed to prevent physical and environmental damage.

Standards

BS 1377-7, BS 1377-8, BS 1924-2, ASTM D1883, ASTM D2166, ASTM D2850, ASTM D4767, ASTM D7181, AASHTO T99, AASHTO T134, AASHTO T135, AASHTO T136, AASHTO T180, AASHTO T193, AASHTO T208, AASHTO T296, AASHTO T297

Further Information

Complete with RS 232C interface.

Specification

Capacity	50kN (11,200 lbf).
Speed Range	English mode: 0.000001 to 0.399999 in/min. Metric mode: 0.00001 to 9.99999 mm/min.
Rapid Approach Speed	1.0 in/min. (25 mm/min.).

Product Sheet

www.ele.com
+44 (0) 01525 249 200



Platen Travel	100mm (3.9"); limit switch protection.
Platen Diameter	133 mm (5.2")
Vertical Clearance	910 mm, (36 .8") maximum; 305mm, (12") minimum.
Horizontal Clearance	364mm, (15 .3").
Serial Interface	RS232C; programmable baud rate and protocol.
Overall Dimensions	500 x 500 x 1,470 mm, (19.7" w. x 19.7" d. x 57.8" h).
Weight	Net 100kg (220 lbs); Shpg. 136kg (300 lbs).

Accessories



50kN Clamped Boss Load Ring

Code: [78-0860](#)



Adaptor kit, to perform CBR on the Tritest 50 load frame

Code: [25-3518/10](#)



Clamped Boss Load Ring - 10.0 kN

Code: [78-0460](#)



Clamped Boss Load Ring - 28.0 kN

Code: [78-0760](#)



Clamped Boss Load Ring - 3.0 kN

Code: [78-0160](#)



Clamped Boss Load Ring - 4.5 kN

Code: [78-0260](#)

Alternatives



MultiPlex 50 Load Frame

Code: [25-3700/01](#)



Versa-Loader

Code: [25-3525/02](#)



70mm Triaxial Cell 1700Kpa with 5 Pressure/ Drainage Ports. Supplied with Two Valves.

Code: [25-4117](#)

Product Group: [Triaxial Cell](#), [Triaxial Cells](#)

- Working pressure up to 1700 kPa
- All round visibility
- Sample sizes 38 to 100 mm diameter
- Rapid assembly and dismantling
- Accepts a range of interchangeable submersible load transducers

This range of precision made triaxial cells has been designed to meet the requirements of the modern soils laboratory. The cells have been treated to minimise corrosion. Particular attention has been paid to the quality of finish between the piston and the head. Final assembly includes the fitting of an O-ring seal and the use of special lubricant to reduce friction to a minimum and eliminate water leakage.

The piston load capacity is designed to accept high horizontal forces which may be present during the final stages of a test. Each cell has five take-off positions drilled in the base for top drainage/back pressure, pore water pressure and bottom drainage. Two no-volume change valves and an anvil for strain gauge/transducer datum are supplied for fitting to the cell.

A feature of these cells is that they all accept a single diameter piston. The internal height is such that a range of submersible load transducers can be fitted without any modification. Each cell will accept a range of base adaptors and various accessories for testing a wide range of specimens

Standards

BS 1377, ASTM D2850, ASTM D4767, ASTM D7181, AASHTO T296, AASHTO T297

Specification

Cell size	70 mm
Max specimen size	70 x 140 mm
Working pressure	1701 kPa
Max piston load	46 kN
Vertical clearance required	430 mm
Horizontal clearance required	180 mm
Weight kg	7.3
Maximum Working Pressure	25 0 psi (1,700 kPa).
Maximum Piston Load	10,100 lbf. (45 kN).

Product Sheet

www.ele.com
+44 (0) 01525 249 200



Maximum Specimen Size	2.8" (70 mm) diam. x 5.6" (140 mm) l.
Required Clearance	17" (430 mm) vertical; 7.1" (180 mm) horizontal.
Weights	Net 16 lbs. (7.3 kg).

Accessories




1.4" Base Pedestal

Code: [25-4170](#)




1.4" Specimen Cap

Code: [25-4250](#)



2.8" Base Pedestal

Code: [25-4178](#)



2.8" Specimen Cap

Code: [25-6630](#)



50mm Base Adaptors for 70mm Cells.

Code: [25-4174](#)



70mm Base Adaptor for 70mm Cells.

Code: [25-4176](#)



Digital Pressure Gauge 1700Kpa. for Ele Triaxial Cells.

Code: [27-1620](#)



Drainage Line for 25-4250

Code: [25-5050/10](#)



Drainage Line for 25-6430

Code: [25-6430/10](#)



High Vacuum Grease

Code: [88-3115](#)



Piston Restraint Clamp for Ele Triaxial Cells

Code: [25-4200](#)



Pressure Interface Chamber

Code: [25-0695](#)



Pressure Pad 70mm Diameter.

Code: [25-6430](#)



Valve No Volume Change 1/4 Inch BSp Fitted with 6 mm Connector and Integral Sealing Ring.

Code: [25-4520](#)

Alternatives



100mm Triaxial Cell 1700Kpa with 5 Pressure/ Drainage Ports. Supplied with Two Valves.

Code: [25-4157](#)



4" Triaxial Cell

Code: [25-4159](#)



50mm Triaxial Cell 1700Kpa with 5 Pressure/ Drainage Ports. Supplied with Two Valves.

Code: [25-4047](#)



70mm Base Adaptor for 70mm Cells.

Code: [25-4176](#)

Product Group: [Base Pedestals, Specimen Base Adaptors](#)

70mm Base Adaptor with Twin Pore Pressure Ports for 70mm Cells.

Standards

BS 1377, ASTM D2850, ASTM D4767, ASTM D7181, AASHTO T296, AASHTO T297

Accessories



1.4" Base Pedestal

Code: [25-4170](#)



100 mm Base Adaptor for 100 mm Triaxial Cell.

Code: [25-4186](#)



2.8" Base Pedestal

Code: [25-4178](#)



38mm/1.5 Inch Base Adaptor for 50mm Cells.

Code: [25-4166](#)



50mm Base Adapter for 50mm Cells.

Code: [25-4168](#)



50mm Base Adaptors for 70mm Cells.

Code: [25-4174](#)

Alternatives



1.4" Base Pedestal

Code: [25-4170](#)



100 mm Base Adaptor for 100 mm Triaxial Cell.

Code: [25-4186](#)



2.8" Base Pedestal

Code: [25-4178](#)



38mm/1.5 Inch Base Adaptor for 50mm Cells.

Code: [25-4166](#)



50mm Base Adapter for 50mm Cells.

Code: [25-4168](#)



50mm Base Adaptors for 70mm Cells.

Code: [25-4174](#)



Membrane Placing Tool 70mm/2.8 Inch Diameter.

Code: [25-6470](#)

Product Group: [Membrane Placing Tools](#), [O-Ring Placing Tools](#), [Tri-Flex 2 One-Cell Permeability Test System](#)

70Mm/2.8 Inch Diameter Membrane Placing Tool.

Standards

AASHTO T296, AASHTO T297, ASTM D2850, ASTM D4767, ASTM D5084, ASTM D7181

Accessories



Membrane Placing Tool 100mm/4 Inch Diameter.

Code: [25-7610](#)



Membrane Placing Tool 35mm/38mm.

Code: [25-4290](#)

Alternatives



Membrane Placing Tool 100mm/4 Inch Diameter.

Code: [25-7610](#)



Membrane Placing Tool 35mm/38mm.

Code: [25-4290](#)



Suction Membrane Device 70mm Diameter.

Code: [25-6480](#)

Product Group: [Suction Membrane Devices](#), [Suction Membrane Device](#), [Tri-Flex 2 One-Cell Permeability Test System](#)

70Mm Diameter Suction Membrane Device.

Accessories



1.4" Suction Membrane Device

Code: [25-4300](#)



Suction Membrane Device 100mm/4 Inch Diameter.

Code: [25-7640](#)

Alternatives



1.4" Suction Membrane Device

Code: [25-4300](#)



Suction Membrane Device 100mm/4 Inch Diameter.

Code: [25-7640](#)



Two-Way Split Former 70mm Diameter.

Code: [25-6500](#)

Product Group: [Two-way Split Formers](#), [Two-Way Split Formers](#)


70Mm Diameter Two-Way Split Former.

Accessories



1.4" Two-Way Split Formers

Code: [25-4320](#)



2.8" Two-Way Split Formers


Code: [25-6680](#)



Two-Way Split Former 100mm Diameter.

Code: [25-7650](#)

Alternatives




1.4" Two-Way Split Formers

Code: [25-4320](#)



2.8" Two-Way Split Formers

Code: [25-6680](#)



Two-Way Split Former 100mm Diameter.

Code: [25-7650](#)



Two Part Split Mould 70mm

Code: [25-6530](#)

Product Group: [Two-way Split Moulds](#), [Two-Part Split Mould](#)



Valve No Volume Change 1/4 Inch BSp Fitted with 6 mm Connector and Integral Sealing Ring.

Code: [25-4520](#)

Product Group: [Accessories for CU/CU effective stress, General Cell Accessories](#)

Standards

ASTM D2850, ASTM D4767, ASTM D7181, AASHTO T296, AASHTO T297

Pressure Pad 70mm Diameter.

Code: [25-6430](#)

Product Group: [Specimen Caps, Pressure Pads](#)

70 mm / 2.8" diameter pressure pad. The pad shall have two empty ports and will come complete with two blanking plugs, plastic tubing and connector. Suitable For both drained and undrained tests.



Standards

ASTM D2850, ASTM D4767, ASTM D5084, AASHTO T296, AASHTO T297, ASTM D7181

Accessories



1.4" Specimen Cap

Code: [25-4250](#)



2.8" Specimen Cap

Code: [25-6630](#)



Drainage Line for 25-6430

Code: [25-6430/10](#)

Alternatives



1.4" Specimen Cap

Code: [25-4250](#)



2.8" Specimen Cap

Code: [25-6630](#)



Drainage Line for 25-6430

Code: [25-6430/10](#)



Rubber Membrane 70mm/2.8 Inch Diameter. Pack of 10.

Code: [25-6441](#)

Product Group: [Rubber Membranes, Rubber Membranes, Tri-Flex 2 One-Cell Permeability Test System, Tri-Flex 2 Permeability Test Cell](#)

70 mm / 2.8" mm diameter rubber membrane (Pack Of 10).

Standards

ASTM D2850, ASTM D4767, ASTM D5084, AASHTO T296, AASHTO T297, ASTM D7181

Accessories



1.4" (35 mm) Rubber Membranes

Code: [25-4261](#)



Rubber Membrane 100mm/4 Inch Diameter. Pack of 10

Code: [25-7621](#)

Alternatives



1.4" (35 mm) Rubber Membranes

Code: [25-4261](#)



Rubber Membrane 100mm/4 Inch Diameter. Pack of 10

Code: [25-7621](#)



Membrane Sealing Ring 70mm Diameter Pack of 10.

Code: [25-6461](#)

Product Group: [Membrane Sealing Rings, Sealing Rings, Tri-Flex 2 Permeability Test Cell](#)

70 mm diameter membrane sealing ring (Pack Of 10).

Standards

ASTM D2850, ASTM D4767, ASTM D5084, AASHTO T296, AASHTO T297

Accessories



1.4" (35 mm) Sealing Rings

Code: [25-4281](#)



Membrane Sealing Ring 100mm Diameter. Pack of 10.

Code: [25-7631](#)



Membrane Sealing Rings 2.8"

Code: [25-6641](#)

Alternatives



1.4" (35 mm) Sealing Rings

Code: [25-4281](#)



Membrane Sealing Ring 100mm Diameter. Pack of 10.

Code: [25-7631](#)



Membrane Sealing Rings 2.8"

Code: [25-6641](#)



Porous Disc 70mm Diameter Pack of 2.

Code: [25-6561](#)


Product Group: [Accessories for CU/CU effective stress, Porous Stones, Tri-Flex 2 Permeability Test Cell](#)

70 mm diameter porous disc (pack of 2).

Standards


ASTM D2850, ASTM D4767, ASTM D5084, AASHTO T296, AASHTO T297, ASTM D7181

Accessories




1.4" Porous Stones

Code: [25-4461](#)




4.0" Porous Stones

Code: [25-7761](#)



Porous Disc 100mm Diameter Pack of 2.

Code: [25-7661](#)



Porous Stones 2.8"


Code: [25-6721](#)

Alternatives




1.4" Porous Stones

Code: [25-4461](#)




4.0" Porous Stones

Code: [25-7761](#)



Porous Disc 100mm Diameter Pack of 2.

Code: [25-7661](#)



Porous Stones 2.8"

Code: [25-6721](#)



Filter Paper Drain 70mm/2.8 inch Diameter. Pack of 50.

Code: [25-6580](#)

Product Group: [Accessories for CU/CU effective stress, Filter Paper Drains](#)

Filter paper drain 70 mm diameter (Pack Of 50).

Standards

ASTM D2850, ASTM D4767, ASTM D7181, AASHTO T296, AASHTO T297

Accessories



1.4" Filter Paper Drains

Code: [25-4880](#)



Filter Paper Drain 100mm/4 inch Diameter. Pack of 50.

Code: [25-7670](#)

Alternatives



1.4" Filter Paper Drains

Code: [25-4880](#)

Product Sheet

www.ele.com
+44 (0) 01525 249 200



Filter Paper Drain 100mm/4 inch Diameter. Pack of 50.

Code: [25-7670](#)



Digital Direct/Residual Shear Apparatus Complete with Lever Loading Assembly. 220-240V 50/60Hz 1Ph.

Code: 26-2114/01

Product Group: Direct/Residual Shear Apparatus,
Direct/Residual Shear Apparatus

- Microprocessor control
- Large on-board LCD screen display
- Direct entry via touch sensitive keyboard
- Rapid approach and return to start datum
- Fully variable speed, 0.00001 to 9.99999 mm/minute
- Accepts specimens up to 100 mm square

The ELE Direct Shear Apparatus accepts specimens 60 mm, 100 mm square or 2.5 inches in diameter. The use of a microprocessor controlled drive system and keyboard entry gives the apparatus a wide range of features that include pause and speed reset during test, RS 232C interface, operator programming of speed and control functions, self test diagnostics and many other features. A return to start datum provides a positive means of reversing the shearbox when either preparing for a new test or continuing with residual testing procedures.

Safety forward/reverse travel limit switches are fitted as standard and monitored through the electronics system control.

The electronics are housed in a modern moulded shroud, which includes a large LCD display and keyboard entry. The apparatus is enclosed in a robustly constructed case, has been designed for floor mounting and is supplied complete with carriage, loading hanger and 10:1 lever loading device.

Standards

ASTM D3080, AASHTO T236, BS 1377, EN 1997-2

Further Information

for 220 - 240 V AC, 50 - 60 Hz, 1 ph.

Specification

Sample Size

Accepts either 2.42", 2.5" diam.; 60 mm square samples using accessory shear box assemblies, not included.

Speed Range

Variable in either English or Metric units

Product Sheet

www.ele.com
+44 (0) 01525 249 200



Shear Force	between 0.000001"
Vertical Load	(0.00001 mm) to 0.399999"
	(9.99999 mm) per minute.
	1,100 lbf. (5.0 kN) maximum.
	2,200 lbf. (10.0 kN) using 10:1 lever ratio.
Dimensions	44.7" l. x 12 .6" w. x 49.6" h.
	(1,135 x 320 x 1,260 mm).
Weight	Net 181 lbs. (82 kg).

Accessories



Clamped Boss Load Ring - 2.0 kN

Code: 78-0060



Clamped Boss Load Ring - 3.0 kN

Code: 78-0160



Clamped Boss Load Ring - 4.5 kN

Code: 78-0260



Dial Gauge 10mm Travel X 0.002mm Divisions.

Code: 25-0440



Digital Proving Ring, 1,000 lbs (4.5 kN)

Code: [78-0264](#)



Digital Proving Ring, 450 lbs (2.0 kN)

Code: [78-0064](#)



Horizontal Displacement Transducer Assembly 15mm Travel 5 Pin Din Plug Mounting Pillar

Code: [27-1697](#)



Mechanical Dial Indicator - 25 mm Range Clockwise Movement

Code: [88-4110](#)



S-Type Load Cell 5 kN.for Triaxial Tests. Fitted with 5 Pin Din Plug.

Code: [27-1551](#)



Set of Weights 50 kg Slotted.

Code: [26-2132](#)



Shear Box Assembly 100mm Sq.

Code: [26-2197](#)



Shear Box Assembly 2.5 Inch Diameter

Code: [26-2213](#)



Shear Box Assembly 60mm Sq.

Code: [26-2181](#)



Vertical Displacement Transducer Assembly 15mm Travel with 5 Pin Din Plug Bracket for Shear Box

Code: [27-1689](#)



Weight Set A

Code: [25-0535](#)



Weight Set B

Code: [25-0537](#)

Spares/Consumables



Dial Indicator - 1.0" Range

Code: [88-4100](#)



Electronic Digital Indicator, 0.600"/15 mm range

Code: [88-4210](#)



Vertical Dial Indicator, English


Code: [25-0445](#)

Alternatives



Digital Direct/Residual Shear Apparatus Complete with Lever Loading Assembly. 110-120V 50/60Hz 1Ph.

Code: [26-2114/02](#)



H60 Field Inspection Vane Tester 0-200Kpa In Carrying Case. includes calibration and certificates.

Code: [26-3335](#)



Hand Vane Tester

Code: [26-3346](#)



Laboratory Vane Apparatus with 4 Springs and 12.7mm Vane; Hand Operated.

Code: [26-2270](#)



Pocket Shearmeter with 3 Vanes 0 to 1Kgf/Cm2 X 0.5Kgf/Cm2.

Code: [26-2261](#)



Set of Weights 50 kg Slotted.

Code: [26-2132](#)

Product Group: [Application of Normal Stress](#)

Normal stress is applied to the specimen through the lever loading device and the appropriate slotted weights

Accessories



Slotted Surcharge Weight 0.25 kg

Code: [26-2147](#)



Slotted Surcharge Weight 0.5 kg.

Code: [26-2145](#)



Slotted Surcharge Weight 1 kg.

Code: [26-2143](#)



Slotted Surcharge Weight 10 kg.

Code: [26-2137](#)



Slotted Surcharge Weight 2 kg.

Code: [26-2141](#)



Slotted Surcharge Weight 5 kg.

Code: [26-2139](#)

Alternatives



Slotted Surcharge Weight 0.25 kg

Code: [26-2147](#)



Slotted Surcharge Weight 0.5 kg.

Code: [26-2145](#)



Slotted Surcharge Weight 1 kg.

Code: [26-2143](#)




Slotted Surcharge Weight 10 kg.

Code: [26-2137](#)




Slotted Surcharge Weight 2 kg.

Code: [26-2141](#)



Slotted Surcharge Weight 5 kg.

Code: [26-2139](#)



Shear Box Assembly 100mm Sq.

Code: [26-2197](#)

Product Group: [Shear Box Assemblies](#), [Shear Box Assemblies](#)

- Manufactured from corrosion resistant materials
- Sample size 100 x 100mm x 25mm high meeting BS 1377
- Incorporates PTFE faced box separation screws to reduce friction
- Supplied complete with upper and lower porous plates and loading pad
- Suitable for quick undrained or drained/residual tests.

Standards

ASTM D3080, AASHTO T236

Further Information

All shearbox assemblies are designed to fit the carriage of 26-2114 series Digital Direct/Residual Shear Apparatus. They are supplied complete with three porous plates, one retaining plate and a loading pad. The three sizes supplied comply with the relevant requirements of BS 1377 and ASTM D3080. All assemblies can be used for quick shear tests or drained/residual shear tests.

Optional accessories are available including specimen cutters and extrusion tools.

Specification

Specimen area	100 x 100 mm
Specimen thickness	25 mm
Weight kg	5.2
Relevant standard	BS 1377

Accessories



Shear Box Assembly 60mm Sq.

Code: [26-2181](#)

Spares/Consumables



Specimen Cutter 100mmsq.


Code: 26-2201

Alternatives



Shear Box Assembly 60mm Sq.

Code: 26-2181



Specimen Cutter 100mmsq.

Code: [26-2201](#)

Product Group: [Shearbox Assemblies- Accessories and Spares](#)

Standards

ASTM D3080, AASHTO T236

Accessories



Shear Box Assembly 100mm Sq.

Code: [26-2197](#)

Spares/Consumables



Specimen Cutter 2.5 Inch Diameter.

Code: [26-2217](#)



Specimen Cutter 60mm Sq.

Code: [26-2185](#)

Alternatives



Specimen Cutter 2.5 Inch Diameter.

Code: [26-2217](#)



Specimen Cutter 60mm Sq.

Code: [26-2185](#)



Specimen Extrusion Tool 100 mm sq

Code: [26-2205](#)

Product Group: [Shearbox Assemblies- Accessories and Spares](#)

Standards

ASTM D3080, AASHTO T236



DSU Electronic Readout and Control System 220 - 240 V AC 50/60 Hz

Code: [27-1300/01](#)

Product Group: [Data Logging with the DSU](#), [Electronic Instrumentation](#), [Electronic Instrumentation](#), [Data Logging with the DSU](#)

· Download the full brochure here
[[/Page/catalogue-download/NTRmZS9UaGUgTkVXIERTVSBVU0EucGRm](#)]

- 4 channel automatic control and data-logging unit
- Automatic, dual-frame control
- Performs CBR, Marshall, Unconfined Compression, Direct and Residual Shear, One-Dimensional Consolidation and Unconsolidated Undrained tests
- LAN connection - software can be running anywhere on your server
- Never lose data from power fails - 2 gigabytes of non-volatile memory
- Extended warranty

The Data System Unit (DSU) is a versatile instrument designed to accommodate the general logging requirements of geotechnical and materials testing engineers. Its intelligent interface allows the user to work with a range of different sensors.

Further Information

The DSU has two distinct modes of operation. The first is referred to as DS mode (DataSystem) for operation with ELE International's established DS7 geotechnical testing software.

DS MODE

- Up to four one dimensional consolidation tests
- Up to two CBR tests
- One direct/residual shear test
- One triaxial quick un-drained test

DU MODE

- Up to two Marshall tests
- Up to two CBR tests
- Up to two Unconfined compression tests
- Automatic frame control

OVERVIEW

- Touch Screen data entry for standalone operation, Marshall/CBR/Quick un-drained

- Automatic single and dual frame control (with multiplex 50 frame)
- Log memory of 2 gigabytes
- Non-volatile memory
- Ethernet TCPIP link and serial comms support
- Market leading signal stability
- Certificate and manual calibration features

Become a member of the ELE International web site, add this new product to a wishlist to receive a quote! Click here [Login]

This product is now available in the USA and Canada!

Accessories



Cable, Safety/ID

Code: [27-1300/11](#)



Dual Frame Comms Cable

Code: [27-1300/10](#)



PC Cable

Code: [27-1300/12](#)

Alternatives



DSU Electronic Readout and Control System 110 V AC 60 Hz

Code: [27-1300/02](#)



Marshall Test 50

Code: [45-6810/01](#)



Marshall Test 50

Code: [45-6810/06](#)



S-Type Load Cell 5 kN.for Use with Direct/Residual Shear Machine. Fitted with 5 Pin Din Plug.

Code: [27-1561](#)

Product Group: [Load Measurement, Measurement of Load \(Shear Stress\)](#)

- Repeatability better than $\pm 0.02\%$ of rated output
- Non-Linearity better than $\pm 0.03\%$ of rated output
- Supplied complete with 5-pin DIN type connector for connection to GDU

Ideally suited for a wide range of applications, ELE S-type load cells provide high accuracy and minimum deformation. Various models are available, with the necessary adaptors, for use with ELE Triaxial Load Frames, Multiplex 50/Marshall Test 50/CBR Test 50 and Direct Shear machine.

Standards

BS 1377, ASTM D3080

Accessories



S-Type Load Cell 5 kN.for Triaxial Tests. Fitted with 5 Pin Din Plug.

Code: [27-1551](#)

Alternatives



S-Type Load Cell 5 kN.for Triaxial Tests. Fitted with 5 Pin Din Plug.

Code: [27-1551](#)



**Vertical Displacement Transducer
Assembly 15mm Travel with 5 Pin Din
Plug Bracket for Shear Box**

Code: [27-1689](#)
Product Group: [Displacement Measurement,](#)
[Measurement of Horizontal and Vertical Movement,](#)
[Displacement Transducers](#)

0 to 10 mm range. For use with Direct/Residual Shear Machines. •Ideally suited for use with GDU for accurate displacement measurements

- Models available for use in consolidation, shear, CBR and triaxial test applications
- Supplied complete with mounting hardware for specified products

Displacement Transducers are used in consolidation, shear, CBR and triaxial test applications for accurate displacement measurements. They are supplied complete with a 5-pin DIN type connector for direct connection to the GDU.

Specification

Construction	Fully encapsulated electronics, sealed in a stainless steel case
Excitation	12 V DC
Connector	5-pin DIN type
Mounting bracket	Included as standard
Weight kg	0.45
Construction	Fully encapsulated electronics, sealed in a stainless steel case.
Excitation	10vDC.
Connector	5-Pin DIN type.
Mounting Bracket	Included as standard.
Weight	Net 1 lb. (0.45 kg).

Accessories



Axial Strain Transducer Assembly 50mm Travel Fitted with 5 Pin Din Plug.

Code: 27-1617



Horizontal Displacement Transducer Assembly 15mm Travel 5 Pin Din Plug Mounting Pillar

Code: 27-1697

Spares/Consumables



CBR Displacement Transducer

Code: 27-1706

Alternatives



Axial Strain Transducer Assembly 50mm Travel Fitted with 5 Pin Din Plug.

Code: 27-1617



Horizontal Displacement Transducer Assembly 15mm Travel 5 Pin Din Plug Mounting Pillar

Code: [27-1697](#)



Horizontal Displacement Transducer Assembly 15mm Travel 5 Pin Din Plug Mounting Pillar

Code: [27-1697](#)

Product Group: [Displacement Measurement, Measurement of Horizontal and Vertical Movement, Displacement Transducers](#)

- Ideally suited for use with GDU for accurate displacement measurements
- Models available for use in consolidation, shear, CBR and triaxial test applications
- Supplied complete with mounting hardware for specified products

Displacement Transducers are used in consolidation, shear, CBR and triaxial test applications for accurate displacement measurements. They are supplied complete with a 5-pin DIN type connector for direct connection to the GDU.

Specification

Construction	Fully encapsulated electronics, sealed in a stainless steel case
Excitation	13 V DC
Connector	5-pin DIN type
Mounting bracket	Included as standard
Weight kg	0.45
Construction	Fully encapsulated electronics, sealed in a stainless steel case.
Excitation	10vDC.
Connector	5-Pin DIN type.
Mounting Bracket	Included as standard.
Weight	Net 1 lb. (0.45 kg).

Accessories



Axial Strain Transducer Assembly 50mm Travel Fitted with 5 Pin Din Plug.

Code: [27-1617](#)



Vertical Displacement Transducer Assembly 15mm Travel with 5 Pin Din Plug Bracket for Shear Box

Code: [27-1689](#)

Spares/Consumables



CBR Displacement Transducer

Code: [27-1706](#)

Alternatives



Axial Strain Transducer Assembly 50mm Travel Fitted with 5 Pin Din Plug.

Code: [27-1617](#)



Vertical Displacement Transducer Assembly 15mm Travel with 5 Pin Din Plug Bracket for Shear Box

Code: [27-1689](#)




DS7.2 Direct and Residual Shear Strength Program for Windows 7, 32/64 bit

Code: [27-1793](#)

Product Group: [DS7](#), [DS7.2 Direct/Residual Shear Software](#), [Automatic Data Acquisition - Direct Shear](#)

This unique package provides test options for quick undrained or drained shear tests with the user selectable option of residual testing. Individual test results can be linked together to produce the Coulomb Envelope. Printouts and plots are available for sample description and basic test data such as moisture content, etc. Realtime plots of settlement, shear versus displacement and vertical displacement during shearing is readily available via the PC screen or printer.



Porous Plate 100mm Sq.

Code: [26-2197/10](#)

Product Group: [Shearbox Assemblies- Accessories and Spares](#)

Standards

ASTM D3080, AASHTO T236