



IF IT'S WORTH BUILDING, IT'S WORTH TESTING

This wishlist was generated on 31/08/2017, and contains the following Products:

---

SP25-0623

**Combination Permeameter, 2.5" (63.4 mm)**

---

88-0130/02

**Bench Oven - Hydraulic Thermostat - 7 cu. ft. capacity - 115vAC**

---

25-0402

**Consolidation Frame One Dimensional Consolidation Incremental Loading Device.**

---

25-0429

**Floor Mounting Stand.**

---

25-3604

**Unconfined Compression Tester, Hand-Operated**

---

25-3525/02

**Versa-Loader**

---

26-2114/02

**Digital Direct/Residual Shear Apparatus Complete with Lever Loading Assembly. 110-120V 50/60Hz 1Ph.**

---



## Combination Permeameter, 2.5" (63.4 mm)

Code: [SP25-0623](#)

Product Group: [Combination Permeameter](#),  
[Combination Permeameter Constant or Falling Head](#)

- Plated steel chamber head assembly
- Corrosion-resistant cast aluminum base assembly
- Includes accessories for conducting both constant and falling head permeability studies

This combination permeameter has a transparent plastic chamber for soil specimens of either fine-grained or coarse-grained soils. Generally, soils containing 10 percent or more particles passing a 75  $\mu$ m sieve are tested using the falling head assembly. More granular soils, containing 90 percent or more particles retained on the 75  $\mu$ m sieve, are tested using the constant head assembly.

The cell is sealed at the top so that a vacuum may be used to saturate the specimen. Porous stones located at the top and bottom of the cell prevent sample flaking or washout. For constant head tests, a plastic funnel reservoir is mounted on an upright attached to the cell, providing a maximum head of 550 mm. Falling head tests are performed using the graduated pipette falling head reservoir, which gives a maximum head of 1000 mm and is graduated 0.2 ml.

## Specification

Specimen size	63.5 x 140 mm (dia x l max).
Chamber	Transparent plastic, single section
Base	Cast aluminium
Top seal	Plated steel with gaskets
Porous Stones	62.7 x 12.7 mm (diameter x thickness)
Constant head	Plastic, funnel reservoir, 550 mm maximum head
Falling head	Graduated pipette, 100 ml x 0.2 ml, 1000 mm maximum head
Weight kg	5
Specimen Size	2-1/2" diam. x 5-1/2" l. max. (63.5 x 140 mm).
Capacity	Clear lucite; 1/4" (6.3 mm) wall;

# Product Sheet

www.ele.com  
+44 (0) 01525 249 200



Base	single section.
Top Seal	Cast aluminum.
Porous Stones	Plated steel with gaskets. Mounts at top and bottom; 2.47" diam. x 1/2" thick (62.7 x 12.7 mm); 105-120 permeability rating; 300 micron, average pore size.
Constant Head	Plastic; funnel reservoir; 55 cm maximum head.
Falling Head	Graduated pipette; 100 mm x 0.2 mm; 100 cm. maximum head.
Weight	Net 11 lbs. (5 kg).

## Spares/Consumables



### Porous Stone 2.47" x .50"

Code: [T-308](#)



## Bench Oven - Hydraulic Thermostat - 7 cu. ft. capacity - 115vAC

Code: [88-0130/02](#)

Product Group: [Bench Ovens](#)

115vAC, 50/60 Hz, 1Ø.

### Specification

Capacity	7 cu.ft. (198 liters).
Chamber Size	25.5" w. x 24" d. x 20" h. (648 x 610 x 508 mm).
Temperature Range	51.7°C to 225°C (125°F. to 437°F.).
Thermostat	Hydraulic.
Shelves	Two included.
Overall Dimensions	33" w. x 36.75" d. x 24" h. (838 x 933 x 610 mm).
Weight	170 lbs. (77.6 kg).

### Alternatives



## Bench Oven - Digital PID Controller - 7 cu. ft. capacity - 115V

Code: [88-0140/02](#)



## Bench Oven - Digital PID Controller - 7 cu. ft. capacity - 230V

Code: [88-0140/01](#)



## Bench Oven - Hydraulic Thermostat - 7 cu. ft. capacity - 115vAC

Code: [88-0130/02](#)





## Bench Oven - Hydraulic Thermostat - 7 cu. ft. capacity - 230vAC

Code: [88-0130/01](#)

---



## Double Wall Laboratory - 3.0 cu. Ft. Capacity - 115vAC

Code: [88-0220/02](#)

---



## Double Wall Laboratory - 3.0 cu. Ft. Capacity - 230vAC

Code: [88-0220/01](#)

---



## Double Wall Laboratory Oven - 0.7 cu. Ft. Capacity - 115vAC

Code: [88-0200/02](#)

---



## Double Wall Laboratory Oven - 2.0 cu. Ft. Capacity - 115vAC

Code: [88-0210/02](#)

---



## Forced Convected Oven - 18 cu. ft. capacity - 240V

Code: [88-0161/01](#)

---



## Forced Convected Oven - 27 cu. ft. capacity - 240v

Code: [88-0166/01](#)

---



## Forced Convected Oven - 6.9 cu. ft. capacity - 120V

Code: [88-0156/02](#)



## Consolidation Frame One Dimensional Consolidation Incremental Loading Device.

Code: 25-0402

Product Group: Consolidation Apparatus, Table Top Consolidation Apparatus

- High capacity - 8800 kPa on 50 mm diameter specimens using 11:1 beam ratio
- Triple beam ratio, 9:1, 10:1, 11:1
- Compact unit ensures maximum space saving

The ELE Oedometer is rigidly constructed to ensure minimum frame distortion. The frame is designed to load the specimen through a yoke assembly and one of three alternative beam ratios. The beam is fitted with a counterbalance weight and beam support jack. The cell platform will accept the complete range of ELE consolidation cells and is fitted with a central spigot to ensure accurate centring of the cell under the loading yoke. Dimensions without hanger 711 x 203 x 508 mm (l x w x h). Weight 22 kg.

## Standards

ASTM D2435, ASTM D4546, AASHTO T216, ASTM D3877, BS 1377-5

## Further Information

Supplied without dial gauge and weights.

## Specification

Load Capacity	48 tons/sq. ft. (5,148 kPa) on 2.5" (63 mm) diam. samples.
Loading Beam	Cast aluminum; counterbalanced; 9:1, 10:1 and 11:1 ratios.
Frame	Cast aluminum; integral beam support jack; plated steel and platform.
Dimensions	203 x 711 x 508 mm, (8" w. x 28" d. x 20" h) . excluding weight hanger.
Weight	(Net 30 lbs). 13.6 kg; Shpg. 40 lbs. (18.1 kg).

## Accessories





## 16 Ton Weight Set

Code: [25-0544](#)



## 2.416" Fixed Ring Consolidometer

Code: [25-0480](#)



## 2.5" Floating Ring Consolidometer

Code: [25-0530](#)



## Consolidation Cell Complete 2.5 Inch Diameter Sample. Inc. Porous Discs and Cutting Ring.

Code: [25-0479](#)



## Consolidation Cell Complete 50mm Diameter Sample.

Code: [25-0455](#)



## Consolidation Cell/ Oedometer Complete 75mm Diameter Sample

Code: [25-0503](#)



## Floor Mounting Stand.

Code: [25-0429](#)



## Mechanical Dial Indicator - 0.4" Range

Code: [88-4070](#)



## Mechanical Dial Indicator - 1.0" Range Counter Clockwise Movement

Code: [88-4120](#)



## Mechanical Dial Indicator - 10 mm Range

Code: [88-4080](#)



## Mechanical Dial Indicator - 25 mm Range Counter Clockwise Movement

Code: [88-4130](#)



## Set of Weights 100Kg Total Weight.

Code: [25-0408](#)



## Weight Set A

Code: [25-0535](#)



## Weight Set B

Code: [25-0537](#)


## Spares/Consumables



## Electronic Digital Indicator, 0.600"/15 mm range

Code: [88-4210](#)

## Alternatives



## Pneumatic Consolidation Apparatus

Code: [25-0560](#)



## Floor Mounting Stand.

Code: [25-0429](#)

Product Group: [Consolidation Apparatus, Table Top Consolidation Apparatus](#)

A versatile modular steel stand. Holes in the shelf are provided for securing up to three EL25-0402 Consolidation Frames. Dimensions 610 x 915 x 865 mm (l x w x h).

## Standards

ASTM D2435, ASTM D4546, AASHTO T216, ASTM D3877, BS 1377-5



## Unconfined Compression Tester, Hand-Operated

Code: 25-3604

Product Group: Unconfined Compression Tester,  
Hand-Operated

1,500 lb. load capacity.

## Standards

ASTM D2166, AASHTO T208

## Specification

Specimen Height	Up to 8" (203 mm).
Platens	3" (76 mm) diam.; with concentric grooves for centering specimen.
Proving Ring	Plated steel; complete with dial indicator and calibration charts in English and Metric units.
Strain Indicator	English: 1.0" range x 0.001" graduations. Metric: 25 mm range x 0.01 mm graduations.
Hand Crank	Two-piece; aluminum.
Base	One-piece; cast aluminum.
Crosshead	High-strength aluminum.
Dimensions	10-5/8" w. x 6-3/8" d. x 26-1/4" h. (270 x 162 x 667 mm).
Weight	Net 43 lbs. (19.5 kg); Shpg. 58 lbs. (26.3 kg).

## Accessories



## Unconfined Compression Test Accessory Set, English

Code: [25-3997](#)

---



## Unconfined Compression Test Accessory Set, Metric

Code: [25-3998](#)

---



## Unconfined Compression Tester, Hand-Operated

Code: [25-3605](#)

---

## Alternatives



## Unconfined Compression Tester, Hand-Operated

Code: [25-3602](#)

---



# Product Sheet

www.ele.com  
+44 (0) 01525 249 200



## Versa-Loader

Code: [25-3525/02](#)



## Versa-Loader

Code: 25-3525/02

Product Group: Versa-Loader, Versa-Loader,  
Versa-Loader

## Standards

ASTM D1883, ASTM D2850, AASHTO T193, AASHTO T296, AASHTO T208

## Further Information

110vAC, 50/60 Hz, 1Ø.

## Specification

Capacity	10,000 lbf. (45 kN).
Speed Range	0.001" to 0.08" (0.025 to 2.032 mm) per minute.
Platen Travel	2.5" (64 mm); limit switch protection.
Vertical Clearance	33 " (838 mm) maximum.
Horizontal Clearance	10" (254 mm).
Controls	Push-button "Up-Down-Stop" with running and travel limit indicator lights; Speed control knob.
Overall Dimensions	13 .5" w. x 23 " d. x 51 " h. (343 x 584 x 1,295 mm).
Weight	Net 185 lbs. (84 kg).

## Accessories



## 2 Channel Digital Readout, English

Code: [27-1108/02](#)




## 2 Channel Digital Readout, Metric

Code: [27-1109/02](#)



## 50kN Clamped Boss Load Ring

Code: [78-0860](#)




## CBR Data Logging Test Set

Code: [27-1126/02](#)



## CBR Test Accessory Set English

Code: [24-9175](#)



## CBR Test Accessory Set For Use with GDU or DSU

Code: [24-9185](#)



## CBR Test Accessory Set Metric

Code: [24-9177](#)



## CBR Test Digital Readout (English)

Code: [27-1124/02](#)



## CBR Test Digital Readout (Metric)

Code: [27-1125/02](#)



## Clamped Boss Load Ring - 10.0 kN

Code: [78-0460](#)



## Clamped Boss Load Ring - 2.0 kN

Code: [78-0060](#)



## Clamped Boss Load Ring - 28.0 kN

Code: [78-0760](#)



## Clamped Boss Load Ring - 3.0 kN

Code: [78-0160](#)



## Clamped Boss Load Ring - 4.5 kN

Code: [78-0260](#)




## Digital Proving Ring, 1,000 lbs (4.5 kN)

Code: [78-0264](#)



## Digital Proving Ring, 11,200 lbs (50.0 kN)

Code: [78-0864](#)



## Digital Proving Ring, 450 lbs (2.0 kN)

Code: [78-0064](#)



## Digital Proving Ring, 6,000 lbs (28.0 kN)

Code: [78-0764](#)



## Unconfined Compression Assembly Only

Code: [25-3999](#)



## Unconfined Compression Test Accessory Set, English

Code: [25-3997](#)



## Unconfined Compression Test Accessory Set, Metric

Code: [25-3998](#)



## Unconfined Compression Test Digital Readout Set, English 110 vAC

Code: [27-1121/02](#)



## Unconfined Compression Test Digital Readout Set, English 220 vAC

Code: [27-1121/01](#)





## Unconfined Compression Tester, Hand-Operated

Code: [25-3605](#)

## Spares/Consumables



## Dial Indicator - 1.0" Range

Code: [88-4100](#)

## Alternatives



## CBR Loading Press, Hand-Operated

Code: [24-9345](#)



## CBR-Test 50 Machine 50 kN Capacity BS and ASTM Supplied with Stabilising Bar.

Code: [24-9150/02](#)



## Dial Gauge 25mm Travel X 0.01mm Divisions

Code: [25-4210](#)



## Digital Proving Ring, 2,250 lbs (10.0 kN)

Code: [78-0464](#)



## Digital Tritest 50 Load Frame

Code: [25-3518/02](#)



## Digital Tritest 50 Load Frame

Code: [25-3518/01](#)



## Electronic Digital Indicator, 1.0"/>" data-bbox="282 635 742 655"/>

Code: [88-4220](#)



## Unconfined Compression Tester, Hand-Operated

Code: 25-3604



## Digital Direct/Residual Shear Apparatus Complete with Lever Loading Assembly. 110-120V 50/60Hz 1Ph.

Code: 26-2114/02

Product Group: Direct/Residual Shear Apparatus,  
Direct/Residual Shear Apparatus

- Microprocessor control
- Large on-board LCD screen display
- Direct entry via touch sensitive keyboard
- Rapid approach and return to start datum
- Fully variable speed, 0.00001 to 9.99999 mm/minute
- Accepts specimens up to 100 mm square

The ELE Direct Shear Apparatus accepts specimens 60 mm, 100 mm square or 2.5 inches in diameter. The use of a microprocessor controlled drive system and keyboard entry gives the apparatus a wide range of features that include pause and speed reset during test, RS 232C interface, operator programming of speed and control functions, self test diagnostics and many other features. A return to start datum provides a positive means of reversing the shearbox when either preparing for a new test or continuing with residual testing procedures.

Safety forward/reverse travel limit switches are fitted as standard and monitored through the electronics system control.

The electronics are housed in a modern moulded shroud, which includes a large LCD display and keyboard entry. The apparatus is enclosed in a robustly constructed case, has been designed for floor mounting and is supplied complete with carriage, loading hanger and 10:1 lever loading device

## Standards

ASTM D3080, AASHTO T236

## Further Information

for 110 - 120 V AC, 50 - 60 Hz, 1 ph.

## Specification

Sample Size

Accepts either 2.42 ", 2.5" diam.; 60 mm square samples using accessory shear box assemblies, not included.

Speed Range

Variable in either English or Metric units between

Shear Force  
Vertical Load

0.000001"  
(0.00001 mm) to 0.399999"  
(9.99999 mm) per minute.  
1,100lbf. (5.0 kN) maximum.  
2,200 lbf. (10.0 kN) using 10:1  
lever ratio.

Dimensions

44.7" l. x 12 .6" w. x 49.6" h.  
(1,135 x 320 x 1,260 mm).

Weight

Net 181 lbs. (82 kg).

## Accessories



### Clamped Boss Load Ring - 2.0 kN

Code: [78-0060](#)



### Clamped Boss Load Ring - 3.0 kN

Code: [78-0160](#)



### Clamped Boss Load Ring - 4.5 kN

Code: [78-0260](#)



### Dial Gauge 10mm Travel X 0.002mm Divisions.

Code: [25-0440](#)



## Digital Proving Ring, 1,000 lbs (4.5 kN)

Code: [78-0264](#)



## Digital Proving Ring, 450 lbs (2.0 kN)

Code: [78-0064](#)



## Mechanical Dial Indicator - 25 mm Range Clockwise Movement

Code: [88-4110](#)



## S-Type Load Cell 5 kN.for Triaxial Tests. Fitted with 5 Pin Din Plug.

Code: [27-1551](#)



## Set of Weights 50 kg Slotted.

Code: [26-2132](#)



## Shear Box Assembly 100mm Sq.

Code: [26-2197](#)





## Shear Box Assembly 2.5 Inch Diameter

Code: [26-2213](#)



## Shear Box Assembly 60mm Sq.

Code: [26-2181](#)



## Vertical Displacement Transducer Assembly 15mm Travel with 5 Pin Din Plug Bracket for Shear Box

Code: [27-1689](#)



## Weight Set A

Code: [25-0535](#)



## Weight Set B

Code: [25-0537](#)

## Spares/Consumables



## Dial Indicator - 1.0" Range

Code: [88-4100](#)



## Electronic Digital Indicator, 0.600"/15 mm range

Code: [88-4210](#)



## Vertical Dial Indicator, English


Code: [25-0445](#)

## Alternatives



## Digital Direct/Residual Shear Apparatus Complete with Lever Loading Assembly. 220-240V 50/60Hz 1Ph.

Code: [26-2114/01](#)



## H60 Field Inspection Vane Tester 0-200Kpa In Carrying Case. includes calibration and certificates.

Code: [26-3335](#)



## Hand Vane Tester

Code: [26-3346](#)



## Laboratory Vane Apparatus with 4 Springs and 12.7mm Vane; Hand Operated.

Code: [26-2270](#)



## Pocket Shearmeter with 3 Vanes 0 to 1Kgf/Cm2 X 0.5Kgf/Cm2.

Code: [26-2261](#)