



IF IT'S WORTH BUILDING, IT'S WORTH TESTING

This wishlist was generated on 13/09/2017, and contains the following Products:

26-2114/01

Digital Direct/Residual Shear Apparatus Complete with Lever Loading Assembly. 220-240V 50/60Hz 1Ph.

26-2213

Shear Box Assembly 2.5 Inch Diameter

26-2217

Specimen Cutter 2.5 Inch Diameter.

26-2221

Specimen Extrusion Tool 2.5 Inch Diameter.

26-2213/10

Porous Plate 2.5 Inch Diameter

25-0429

Floor Mounting Stand.

25-0503

Consolidation Cell/ Oedometer Complete 75mm Diameter Sample

25-0509

Calibration Disc 75mm Cell

26-2132

Set of Weights 50 kg Slotted.

26-2197

Shear Box Assembly 100mm Sq.

26-2201

Specimen Cutter 100mmsq.

26-2205

Specimen Extrusion Tool 100 mm sq

27-1300/01

DSU Electronic Readout and Control System 220 - 240 V AC 50/60 Hz

27-1561

S-Type Load Cell 5 kN.for Use with Direct/ Residual Shear Machine. Fitted with 5 Pin Din Plug.

27-1689

Vertical Displacement Transducer Assembly 15mm Travel with 5 Pin Din Plug Bracket for Shear Box

27-1697

Horizontal Displacement Transducer Assembly 15mm Travel 5 Pin Din Plug Mounting Pillar

27-1793

DS7.2 Direct and Residual Shear Strength Program for Windows 7, 32/64 bit

26-2197/10

Porous Plate 100mm Sq.

78-0860

50kN Clamped Boss Load Ring

25-0440

Dial Gauge 10mm Travel X 0.002mm Divisions.

83-5456

Dial Gauge

27-1719

Transducer Extension Cable 4.5 m



Digital Direct/Residual Shear Apparatus Complete with Lever Loading Assembly. 220-240V 50/60Hz 1Ph.

Code: 26-2114/01

Product Group: [Direct/Residual Shear Apparatus](#),
[Direct/Residual Shear Apparatus](#)

- Microprocessor control
- Large on-board LCD screen display
- Direct entry via touch sensitive keyboard
- Rapid approach and return to start datum
- Fully variable speed, 0.00001 to 9.99999 mm/minute
- Accepts specimens up to 100 mm square

The ELE Direct Shear Apparatus accepts specimens 60 mm, 100 mm square or 2.5 inches in diameter. The use of a microprocessor controlled drive system and keyboard entry gives the apparatus a wide range of features that include pause and speed reset during test, RS 232C interface, operator programming of speed and control functions, self test diagnostics and many other features. A return to start datum provides a positive means of reversing the shearbox when either preparing for a new test or continuing with residual testing procedures.

Safety forward/reverse travel limit switches are fitted as standard and monitored through the electronics system control.

The electronics are housed in a modern moulded shroud, which includes a large LCD display and keyboard entry. The apparatus is enclosed in a robustly constructed case, has been designed for floor mounting and is supplied complete with carriage, loading hanger and 10:1 lever loading device.

Standards

ASTM D3080, AASHTO T236, BS 1377, EN 1997-2

Further Information

for 220 - 240 V AC, 50 - 60 Hz, 1 ph.

Specification

Sample Size

Accepts either 2.42", 2.5" diam.; 60 mm square samples using accessory shear box assemblies, not included.

Speed Range

Variable in either English or Metric units

Product Sheet

www.ele.com
+44 (0) 01525 249 200



Shear Force
Vertical Load

Dimensions

Weight

between 0.000001"
(0.00001 mm) to 0.399999"
(9.99999
mm) per minute.
1,100 lbf. (5.0 kN) maximum.
2,200 lbf. (10.0 kN) using 10:1
lever ratio.
44.7" l. x 12 .6" w. x 49.6" h.
(1,135 x 320 x 1,260 mm).
Net 181 lbs. (82 kg).

Accessories



Clamped Boss Load Ring - 2.0 kN

Code: 78-0060



Clamped Boss Load Ring - 3.0 kN

Code: 78-0160



Clamped Boss Load Ring - 4.5 kN

Code: 78-0260



Dial Gauge 10mm Travel X 0.002mm Divisions.

Code: 25-0440



Digital Proving Ring, 1,000 lbs (4.5 kN)

Code: [78-0264](#)



Digital Proving Ring, 450 lbs (2.0 kN)

Code: [78-0064](#)



Horizontal Displacement Transducer Assembly 15mm Travel 5 Pin Din Plug Mounting Pillar

Code: [27-1697](#)



Mechanical Dial Indicator - 25 mm Range Clockwise Movement

Code: [88-4110](#)



S-Type Load Cell 5 kN.for Triaxial Tests. Fitted with 5 Pin Din Plug.

Code: [27-1551](#)



Set of Weights 50 kg Slotted.

Code: [26-2132](#)



Shear Box Assembly 100mm Sq.

Code: [26-2197](#)



Shear Box Assembly 2.5 Inch Diameter

Code: [26-2213](#)



Shear Box Assembly 60mm Sq.

Code: [26-2181](#)



Vertical Displacement Transducer Assembly 15mm Travel with 5 Pin Din Plug Bracket for Shear Box

Code: [27-1689](#)



Weight Set A

Code: 25-0535



Weight Set B

Code: 25-0537

Spares/Consumables



Dial Indicator - 1.0" Range

Code: 88-4100



Electronic Digital Indicator, 0.600"/15 mm range

Code: 88-4210



Vertical Dial Indicator, English


Code: 25-0445

Alternatives



Digital Direct/Residual Shear Apparatus Complete with Lever Loading Assembly. 110-120V 50/60Hz 1Ph.

Code: [26-2114/02](#)



H60 Field Inspection Vane Tester 0-200Kpa In Carrying Case. includes calibration and certificates.

Code: [26-3335](#)



Hand Vane Tester

Code: [26-3346](#)




Laboratory Vane Apparatus with 4 Springs and 12.7mm Vane; Hand Operated.

Code: [26-2270](#)



Pocket Shearmeter with 3 Vanes 0 to 1Kgf/Cm2 X 0.5Kgf/Cm2.

Code: [26-2261](#)



Shear Box Assembly 2.5 Inch Diameter

Code: 26-2213

Product Group: [Shear Box Assemblies](#), [Shear Box Assemblies](#)

- Manufactured from corrosion resistant materials
- Sample size 2.5 inch dia x 1 inch height meeting ASTM D3080
- Incorporates PTFE faced box separation screws to reduce friction
- Supplied complete with upper and lower porous plates and loading pad
- Suitable for quick undrained or drained/residual tests.

Standards

ASTM D3080, AASHTO T236

Further Information

All shearbox assemblies are designed to fit the carriage of 26-2114 series Digital Direct/Residual Shear Apparatus. They are supplied complete with three porous plates, one retaining plate and a loading pad. The three sizes supplied comply with the relevant requirements of BS 1377 and ASTM D3080. All assemblies can be used for quick shear tests or drained/residual shear tests.

Optional accessories are available including specimen cutters and extrusion tools.

Specification

| | |
|--------------------|-------------------|
| Specimen area | 1.5 inch diameter |
| Specimen thickness | 1 inch |
| Weight kg | 2.8 |
| Relevant standard | ASTM D3080 |

Spares/Consumables



Porous Plate 2.5 Inch Diameter

Code: 26-2213/10




Specimen Cutter 2.5 Inch Diameter.

Code: [26-2217](#)



Specimen Extrusion Tool 2.5 Inch Diameter.

Code: [26-2221](#)



Specimen Cutter 2.5 Inch Diameter.

Code: [26-2217](#)

Product Group: [Shearbox Assemblies- Accessories and Spares](#)

Standards

ASTM D3080, AASHTO T236

Accessories



Shear Box Assembly 2.5 Inch Diameter

Code: [26-2213](#)

Spares/Consumables



Specimen Cutter 100mmsq.

Code: [26-2201](#)



Specimen Cutter 60mm Sq.

Code: [26-2185](#)

Alternatives



Specimen Cutter 100mmsq.

Code: [26-2201](#)



Specimen Cutter 60mm Sq.

Code: [26-2185](#)



Specimen Extrusion Tool 2.5 Inch Diameter.

Code: [26-2221](#)

Product Group: [Shearbox Assemblies- Accessories and Spares](#)

Standards

ASTM D3080, AASHTO T236

Accessories



Shear Box Assembly 2.5 Inch Diameter

Code: [26-2213](#)

Spares/Consumables



Specimen Extrusion Tool 60 mm sq.


Code: [26-2189](#)

Alternatives



Specimen Extrusion Tool 60 mm sq.

Code: [26-2189](#)



Porous Plate 2.5 Inch Diameter

Code: [26-2213/10](#)

Product Group: [Shearbox Assemblies- Accessories and Spares](#)

Standards

ASTM D3080, AASHTO T236

Accessories



Shear Box Assembly 2.5 Inch Diameter

Code: [26-2213](#)

Spares/Consumables



2.42" Diameter Porous Stone

Code: [26-2223/10](#)



Porous Plate 60mm Sq.

Code: [26-2181/10](#)

Alternatives



2.42" Diameter Porous Stone

Code: [26-2223/10](#)



Porous Plate 60mm Sq.

Code: [26-2181/10](#)



Floor Mounting Stand.

Code: [25-0429](#)

Product Group: [Consolidation Apparatus, Table Top Consolidation Apparatus](#)

A versatile modular steel stand. Holes in the shelf are provided for securing up to three EL25-0402 Consolidation Frames. Dimensions 610 x 915 x 865 mm (l x w x h).

Standards

ASTM D2435, ASTM D4546, AASHTO T216, ASTM D3877, BS 1377-5



Consolidation Cell/ Oedometer Complete 75mm Diameter Sample

Code: [25-0503](#)

Product Group: [Table Top Consolidation Apparatus](#),
[BS EN consolidation cells and accessories](#),
[Pneumatic Consolidation Apparatus](#), [Fixed Ring Consolidation](#)

Specification

| | |
|--------------------------------|----------------------|
| Application | BS/EN 10:1 |
| Specimen Dia | 75 mm |
| Specimen area | 4418 mm ² |
| Beam ratio | 9:1 |
| Load kg | 1 |
| Stress | 20 kPa |
| Typical max stress | 3.2 MPa |
| Stress for 1 kg m ² | 20 kPa |
| Application | BS |
| Specimen Diameter | 75 mm |
| Specimen Area | 4418 mm ² |
| Beam Ratio | 10:01 |
| Load | 1 kg |
| Stress | 20 kPa |
| Typical Maximum Stress | 3.2 MPa |
| Stress for 1 kg | 20 kPa |

Accessories



Calibration Disc 75mm Cell

Code: [25-0509](#)



Consolidation Cell Complete 2.5 Inch Diameter Sample. Inc. Porous Discs and Cutting Ring.

Code: [25-0479](#)



Consolidation Cell Complete 50mm Diameter Sample.

Code: [25-0455](#)

Spares/Consumables



75mm Dia Upper and Lower Porous Stones for Use on EL25-0503 Series Cell.

Code: [25-0503/13](#)



Cutting Ring 75mm Cell.

Code: [25-0506](#)

Alternatives



Calibration Disc 75mm Cell

Code: [25-0509](#)



Consolidation Cell Complete 2.5 Inch Diameter Sample. Inc. Porous Discs and Cutting Ring.

Code: [25-0479](#)



Consolidation Cell Complete 50mm Diameter Sample.

Code: [25-0455](#)



Calibration Disc 75mm Cell

Code: [25-0509](#)

Product Group: [BS EN consolidation cells and accessories](#), [Fixed Ring Consolidation](#)

Standards

BS 1377-5

Accessories



Consolidation Cell/ Oedometer Complete 75mm Diameter Sample

Code: [25-0503](#)

Alternatives



Consolidation Cell/ Oedometer Complete 75mm Diameter Sample

Code: [25-0503](#)



Set of Weights 50 kg Slotted.

Code: [26-2132](#)

Product Group: [Application of Normal Stress](#)

Normal stress is applied to the specimen through the lever loading device and the appropriate slotted weights

Accessories



Slotted Surcharge Weight 0.25 kg

Code: [26-2147](#)



Slotted Surcharge Weight 0.5 kg.

Code: [26-2145](#)



Slotted Surcharge Weight 1 kg.

Code: [26-2143](#)



Slotted Surcharge Weight 10 kg.

Code: [26-2137](#)



Slotted Surcharge Weight 2 kg.

Code: [26-2141](#)



Slotted Surcharge Weight 5 kg.

Code: [26-2139](#)

Alternatives



Slotted Surcharge Weight 0.25 kg

Code: [26-2147](#)



Slotted Surcharge Weight 0.5 kg.

Code: [26-2145](#)



Slotted Surcharge Weight 1 kg.

Code: [26-2143](#)




Slotted Surcharge Weight 10 kg.

Code: [26-2137](#)




Slotted Surcharge Weight 2 kg.

Code: [26-2141](#)



Slotted Surcharge Weight 5 kg.

Code: [26-2139](#)



Shear Box Assembly 100mm Sq.

Code: [26-2197](#)

Product Group: [Shear Box Assemblies](#), [Shear Box Assemblies](#)

- Manufactured from corrosion resistant materials
- Sample size 100 x 100mm x 25mm high meeting BS 1377
- Incorporates PTFE faced box separation screws to reduce friction
- Supplied complete with upper and lower porous plates and loading pad
- Suitable for quick undrained or drained/residual tests.

Standards

ASTM D3080, AASHTO T236

Further Information

All shearbox assemblies are designed to fit the carriage of 26-2114 series Digital Direct/Residual Shear Apparatus. They are supplied complete with three porous plates, one retaining plate and a loading pad. The three sizes supplied comply with the relevant requirements of BS 1377 and ASTM D3080. All assemblies can be used for quick shear tests or drained/residual shear tests.

Optional accessories are available including specimen cutters and extrusion tools.

Specification

| | |
|--------------------|--------------|
| Specimen area | 100 x 100 mm |
| Specimen thickness | 25 mm |
| Weight kg | 5.2 |
| Relevant standard | BS 1377 |

Accessories



Shear Box Assembly 60mm Sq.

Code: [26-2181](#)

Spares/Consumables



Specimen Cutter 100mmsq.


Code: 26-2201

Alternatives



Shear Box Assembly 60mm Sq.

Code: 26-2181



Specimen Cutter 100mmsq.

Code: [26-2201](#)

Product Group: [Shearbox Assemblies- Accessories and Spares](#)

Standards

ASTM D3080, AASHTO T236

Accessories



Shear Box Assembly 100mm Sq.

Code: [26-2197](#)

Spares/Consumables



Specimen Cutter 2.5 Inch Diameter.

Code: [26-2217](#)



Specimen Cutter 60mm Sq.

Code: [26-2185](#)

Alternatives



Specimen Cutter 2.5 Inch Diameter.

Code: [26-2217](#)



Specimen Cutter 60mm Sq.

Code: [26-2185](#)



Specimen Extrusion Tool 100 mm sq

Code: [26-2205](#)

Product Group: [Shearbox Assemblies- Accessories and Spares](#)

Standards

ASTM D3080, AASHTO T236



DSU Electronic Readout and Control System 220 - 240 V AC 50/60 Hz

Code: [27-1300/01](#)

Product Group: [Data Logging with the DSU](#), [Electronic Instrumentation](#), [Electronic Instrumentation](#), [Electronic Instrumentation](#), [Data Logging with the DSU](#)

· Download the full brochure here
[[/Page/catalogue-download/NTRmZS9UaGUgTkVXIE RTVSBVU0EucGRm](#)]

- 4 channel automatic control and data-logging unit
- Automatic, dual-frame control
- Performs CBR, Marshall, Unconfined Compression, Direct and Residual Shear, One-Dimensional Consolidation and Unconsolidated Undrained tests
- LAN connection - software can be running anywhere on your server
- Never lose data from power fails - 2 gigabytes of non-volatile memory
- Extended warranty

The Data System Unit (DSU) is a versatile instrument designed to accommodate the general logging requirements of geotechnical and materials testing engineers. Its intelligent interface allows the user to work with a range of different sensors.

Further Information

The DSU has two distinct modes of operation. The first is referred to as DS mode (DataSystem) for operation with ELE International's established DS7 geotechnical testing software.

DS MODE

- Up to four one dimensional consolidation tests
- Up to two CBR tests
- One direct/residual shear test
- One triaxial quick un-drained test

DU MODE

- Up to two Marshall tests
- Up to two CBR tests
- Up to two Unconfined compression tests
- Automatic frame control

OVERVIEW

- Touch Screen data entry for standalone operation, Marshall/CBR/Quick un-drained

- Automatic single and dual frame control (with multiplex 50 frame)
- Log memory of 2 gigabytes
- Non-volatile memory
- Ethernet TCPIP link and serial comms support
- Market leading signal stability
- Certificate and manual calibration features

Become a member of the ELE International web site, add this new product to a wishlist to receive a quote! Click here [Login]

This product is now available in the USA and Canada!

Accessories



Cable, Safety/ID

Code: [27-1300/11](#)



Dual Frame Comms Cable

Code: [27-1300/10](#)



PC Cable

Code: [27-1300/12](#)

Alternatives



DSU Electronic Readout and Control System 110 V AC 60 Hz

Code: [27-1300/02](#)



Marshall Test 50

Code: [45-6810/01](#)



Marshall Test 50

Code: [45-6810/06](#)



S-Type Load Cell 5 kN.for Use with Direct/Residual Shear Machine. Fitted with 5 Pin Din Plug.

Code: [27-1561](#)

Product Group: [Load Measurement, Measurement of Load \(Shear Stress\)](#)

- Repeatability better than $\pm 0.02\%$ of rated output
- Non-Linearity better than $\pm 0.03\%$ of rated output
- Supplied complete with 5-pin DIN type connector for connection to GDU

Ideally suited for a wide range of applications, ELE S-type load cells provide high accuracy and minimum deformation. Various models are available, with the necessary adaptors, for use with ELE Triaxial Load Frames, Multiplex 50/Marshall Test 50/CBR Test 50 and Direct Shear machine.

Standards

BS 1377, ASTM D3080

Accessories



S-Type Load Cell 5 kN.for Triaxial Tests. Fitted with 5 Pin Din Plug.

Code: [27-1551](#)

Alternatives



S-Type Load Cell 5 kN.for Triaxial Tests. Fitted with 5 Pin Din Plug.

Code: [27-1551](#)



Vertical Displacement Transducer Assembly 15mm Travel with 5 Pin Din Plug Bracket for Shear Box

Code: 27-1689

Product Group: [Displacement Measurement, Measurement of Horizontal and Vertical Movement, Displacement Transducers](#)

0 to 10 mm range. For use with Direct/Residual Shear Machines. •Ideally suited for use with GDU for accurate displacement measurements

- Models available for use in consolidation, shear, CBR and triaxial test applications
- Supplied complete with mounting hardware for specified products

Displacement Transducers are used in consolidation, shear, CBR and triaxial test applications for accurate displacement measurements. They are supplied complete with a 5-pin DIN type connector for direct connection to the GDU.

Specification

| | |
|------------------|---|
| Construction | Fully encapsulated electronics, sealed in a stainless steel case |
| Excitation | 12 V DC |
| Connector | 5-pin DIN type |
| Mounting bracket | Included as standard |
| Weight kg | 0.45 |
| Construction | Fully encapsulated electronics, sealed in a stainless steel case. |
| Excitation | 10vDC. |
| Connector | 5-Pin DIN type. |
| Mounting Bracket | Included as standard. |
| Weight | Net 1 lb. (0.45 kg). |

Accessories



Axial Strain Transducer Assembly 50mm Travel Fitted with 5 Pin Din Plug.

Code: [27-1617](#)



Horizontal Displacement Transducer Assembly 15mm Travel 5 Pin Din Plug Mounting Pillar

Code: [27-1697](#)

Spares/Consumables



CBR Displacement Transducer

Code: [27-1706](#)

Alternatives



Axial Strain Transducer Assembly 50mm Travel Fitted with 5 Pin Din Plug.

Code: [27-1617](#)



Horizontal Displacement Transducer Assembly 15mm Travel 5 Pin Din Plug Mounting Pillar

Code: [27-1697](#)



Horizontal Displacement Transducer Assembly 15mm Travel 5 Pin Din Plug Mounting Pillar

Code: [27-1697](#)

Product Group: [Displacement Measurement, Measurement of Horizontal and Vertical Movement, Displacement Transducers](#)

- Ideally suited for use with GDU for accurate displacement measurements
- Models available for use in consolidation, shear, CBR and triaxial test applications
- Supplied complete with mounting hardware for specified products

Displacement Transducers are used in consolidation, shear, CBR and triaxial test applications for accurate displacement measurements. They are supplied complete with a 5-pin DIN type connector for direct connection to the GDU.

Specification

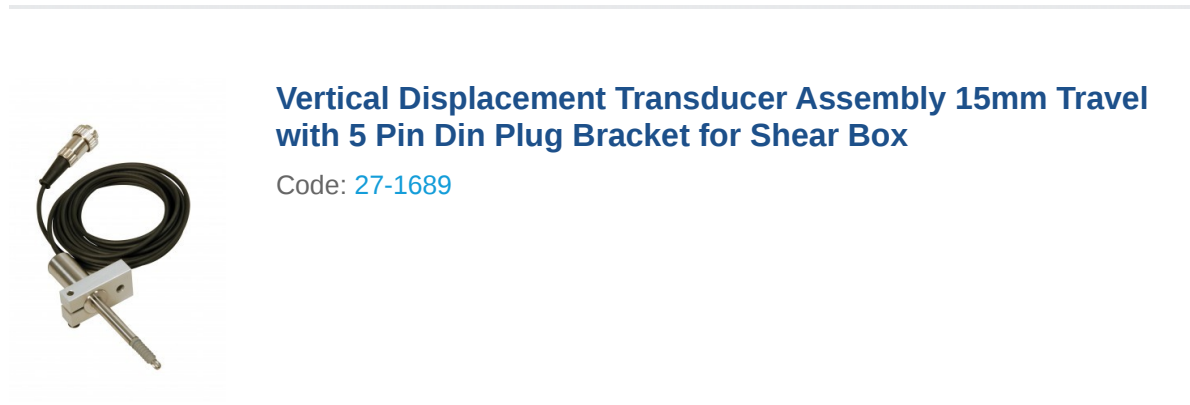
| | |
|------------------|---|
| Construction | Fully encapsulated electronics, sealed in a stainless steel case |
| Excitation | 13 V DC |
| Connector | 5-pin DIN type |
| Mounting bracket | Included as standard |
| Weight kg | 0.45 |
| Construction | Fully encapsulated electronics, sealed in a stainless steel case. |
| Excitation | 10vDC. |
| Connector | 5-Pin DIN type. |
| Mounting Bracket | Included as standard. |
| Weight | Net 1 lb. (0.45 kg). |

Accessories



Axial Strain Transducer Assembly 50mm Travel Fitted with 5 Pin Din Plug.

Code: [27-1617](#)



Spares/Consumables



Alternatives






DS7.2 Direct and Residual Shear Strength Program for Windows 7, 32/64 bit

Code: [27-1793](#)

Product Group: [DS7](#), [DS7.2 Direct/Residual Shear Software](#), [Automatic Data Acquisition - Direct Shear](#)

This unique package provides test options for quick undrained or drained shear tests with the user selectable option of residual testing. Individual test results can be linked together to produce the Coulomb Envelope. Printouts and plots are available for sample description and basic test data such as moisture content, etc. Realtime plots of settlement, shear versus displacement and vertical displacement during shearing is readily available via the PC screen or printer.



Porous Plate 100mm Sq.

Code: [26-2197/10](#)

Product Group: [Shearbox Assemblies- Accessories and Spares](#)

Standards

ASTM D3080, AASHTO T236



50kN Clamped Boss Load Ring

Code: 78-0860

Product Group: Clamped Boss Load Rings, Digital Tritest 50 Load Frame, Load Measurement, Proving Rings, Accessories for the Marshall test, Accessories for the Marshall Test, CBR-Test 50 Machine, Load Measurement, CBR Loading Press, Hand-Operated, Force measurement

Calibrated in compression.

Standards

EN 12697-34

Specification

| | |
|---|--------------------|
| Capacity: kN, kgf, lbf | 50.0, 5000, 11,200 |
| Typical Design sensitivity: N/div, kgf/div, lbf/div | 45.5, 4.54, 10.18 |
| Overall height mm | 248 |
| Approx weight kg | 7.9 |
| Value of CBR | Above 40% |
| Capacity - kN | 50 |
| Capacity - kgf | 5000 |
| Capacity - lbf | 11,200 |
| Typical Design Sensitivity - kN/div | 45.5 |
| Typical Design Sensitivity - Kgf/div | 4.54 |
| Typical Design Sensitivity - lbf/div | 10.18 |
| Overall Height | 9.76" (248 mm) |
| Approx Weight | 17.4 lbs.(7.9 kg) |

Accessories



Clamped Boss Load Ring - 10.0 kN

Code: 78-0460



Clamped Boss Load Ring - 2.0 kN

Code: [78-0060](#)



Clamped Boss Load Ring - 28.0 kN

Code: [78-0760](#)



Clamped Boss Load Ring - 3.0 kN

Code: [78-0160](#)



Clamped Boss Load Ring - 4.5 kN

Code: [78-0260](#)



Digital Proving Ring, 11,200 lbs (50.0 kN)

Code: [78-0864](#)

Spares/Consumables



Spare Dial Indicator for Load Rings

Code: [78-5461](#)

Alternatives



Clamped Boss Load Ring - 10.0 kN

Code: [78-0460](#)



Clamped Boss Load Ring - 2.0 kN

Code: [78-0060](#)



Clamped Boss Load Ring - 28.0 kN

Code: [78-0760](#)



Clamped Boss Load Ring - 3.0 kN

Code: [78-0160](#)




Clamped Boss Load Ring - 4.5 kN

Code: [78-0260](#)



Digital Proving Ring, 11,200 lbs (50.0 kN)

Code: [78-0864](#)



Dial Gauge 10mm Travel X 0.002mm Divisions.

Code: [25-0440](#)

Product Group: [Direct/Residual Shear Apparatus](#),
[Measurement of Horizontal and Vertical Movement](#),
[Vertical settlement measurement](#)

Spares/Consumables



Electronic Digital Indicator, 0.600"/15 mm range

Code: [88-4210](#)



Vertical Dial Indicator, English

Code: [25-0445](#)



Dial Gauge

Code: [83-5456](#)

Product Group: [Dial Gauges, Measurement of Horizontal and Vertical Movement](#)

Specification

| | |
|-------------|------|
| Diameter mm | 57 |
| Travel mm | 10 |
| Grad. Mm | 0.01 |
| Scale | RH |
| Anvil | Ball |
| Back type | A |



Transducer Extension Cable 4.5 m

Code: [27-1719](#)

Product Group: [Extension cables, Transducer Extension Cable](#)

Wired with a 5-pin DIN plug at one end and 5-pin DIN type socket at the other, these extension cables are used to increase the length of any GDU/ECU transducer cable.

Accessories



Axial Strain Transducer Assembly 50mm Travel Fitted with 5 Pin Din Plug.

Code: [27-1617](#)



Distance Piece Stainless Steel for Use with Submersible Load Cells and Axial Strain Transducers.

Code: [27-1293](#)



Horizontal Displacement Transducer Assembly 15mm Travel 5 Pin Din Plug Mounting Pillar

Code: [27-1697](#)



Pressure Transducer Assembly 1700Kpa Fitted with 5 Pin DIN Plug.

Code: 27-1633



Submersible Load Transducer Assembly 5kN Capacity In Compression.

Code: 27-1573



Vertical Displacement Transducer Assembly 15mm Travel with 5 Pin Din Plug Bracket for Shear Box

Code: 27-1689



Volume Change Transducer Assembly 80ml Capacity Maximum Working Pressure 1700KPa

Code: 27-1641

Spares/Consumables



CBR Displacement Transducer

Code: [27-1706](#)

Alternatives



Consolidation Transducer Assembly 10mm Travel Fitted with 5 Pin Din Plug.

Code: [27-1649](#)



S-Type Load Cell 10,000 lb Capacity

Code: [27-1587](#)



S-Type Load Cell 2,000 lb Capacity

Code: [27-1583](#)



S-Type Load Cell 500 lb Capacity

Code: [27-1581](#)