



IF IT'S WORTH BUILDING, IT'S WORTH TESTING

This wishlist was generated on 09/11/2018, and contains the following Products:

88-0140/02

Bench Oven - Digital PID Controller - 7 cu. ft. capacity - 115V

39-0075/02

Mortar Mixer, 115V

24-0441/02

Motorized Liquid Limit Device

88-3110/02

High Vacuum Pump

88-1302/02

Champ II Series Bench Scale - 60 lb / 30 kg Capacity

27-1649

Consolidation Transducer Assembly 15mm Travel Fitted with 5 Pin Din Plug.

27-1300/02

DSU Electronic Readout and Control System 110 V AC 60 Hz

80-0455/02

Laboratory Sieve Shaker 110V 60 Hz

27-1641

Volume Change Transducer Assembly 80ml Capacity Maximum Working Pressure 1700KPa

25-4281

1.4" (35 mm) Sealing Rings

24-4132/02

Mechanical Analysis Stirrer 120vAC

25-0562

Constant Head Sand/Gravel Permeameters, 3" (76.2 mm)

25-0623

Combination Permeameter, 2.5" (63.4 mm)

24-0540

Cone Penetrometer. Complete with Stainless Steel Test Cone.

36-2692/02

Accu-Tek Touch Control PRO 350 Compression Machine 110 V 60 Hz



Bench Oven - Digital PID Controller - 7 cu. ft. capacity - 115V

Code: [88-0140/02](#)

Product Group: [Bench Ovens](#)

115vAC, 50/60 Hz, 1Ø. 1920 Watts.

Specification

Capacity	7 cu.ft. (198 liters).
Chamber Size	25 .5" w. x 24 " d. x 20" h. (648 x 610 x 508 mm).
Temperature Range	51 .7°C to 232 °C (125 °F. to 450 °F).
Thermostat	Digital PID microprocessor temperature control.
Shelves	Two included.
Overall Dimensions	33 " w. x 36.75" d. x 24 " h. (838 x 933 x 610 mm).
Weight	170 lbs. (77.6 kg).

Alternatives



Bench Oven - Digital PID Controller - 7 cu. ft. capacity - 230V

Code: [88-0140/01](#)



Bench Oven - Hydraulic Thermostat - 7 cu. ft. capacity - 115vAC

Code: [88-0130/02](#)



Bench Oven - Hydraulic Thermostat - 7 cu. ft. capacity - 230vAC

Code: [88-0130/01](#)



Double Wall Laboratory - 3.0 cu. Ft. Capacity - 115vAC

Code: [88-0220/02](#)



Double Wall Laboratory - 3.0 cu. Ft. Capacity - 230vAC

Code: [88-0220/01](#)



Double Wall Laboratory Oven - 0.7 cu. Ft. Capacity - 115vAC

Code: [88-0200/02](#)



Double Wall Laboratory Oven - 2.0 cu. Ft. Capacity - 115vAC

Code: [88-0210/02](#)



Forced Convected Oven - 18 cu. ft. capacity - 240V

Code: [88-0161/01](#)



Forced Convected Oven - 27 cu. ft. capacity - 240v

Code: [88-0166/01](#)



Forced Convected Oven - 6.9 cu. ft. capacity - 120V

Code: [88-0156/02](#)



Mortar Mixer, 115V

Code: [39-0075/02](#)

Product Group: [Mortar Mixer, 5 Qt.](#)

Includes stainless steel 5 qt. (4.73 liter) bowl, bowl clearance adjustment bracket and stainless steel beater. ASTM compliant.

Further Information

115vAC, 60 Hz, 1Ø.

Specification

Capacity	5 qts. (0.167 ft, 4.73 liters).
Motor	1/6 h.p.; 124 Watts.
Speeds	Low, intermediate, and high; 139, 285 and 591 rpm.
Mixing	Planetary action.
Bowl	Stainless steel; with clearance adjustment bracket.
Beater	Flat-type; stainless steel.
Dimensions	10-3/8" x 12 -1/4" x 17" h. (263 x 311 x 432 mm).
Weight	Net 50 lbs. (22.7 kg)

Spares/Consumables



Stainless Steel Beater

Code: [39-0075/12](#)



Stainless Steel Bowl

Code: [39-0075/10](#)

Alternatives



Mortar Mixer, 230V

Code: [39-0075/01](#)



Motorized Liquid Limit Device

Code: [24-0441/02](#)

Product Group: [Motorized Liquid Limit Device](#)

Standards

ASTM D4318, AASHTO T89

Further Information

110vAC, 60 Hz, 1Ø.

Specification

Counter	Mechanical; records number of cup drops.
Cup	Spun brass; pin and slot mounting.
Base	Molded hard rubber.
Cam	Molded, self-lubricating plastic.
Dimensions	8-1/2" w. x 15" d. x 7-1/2" h. (216 x 381 x 191 mm).
Weight	Net 14 -1/2 lbs. (6.6 kg).

Accessories



Casagrande Grooving Tool Aashto

Code: [24-0461](#)

Spares/Consumables



ASTM Plastic Grooving Tools

Code: [24-0451](#)



ASTM Slider and Pin Cup Holder Assembly

Code: [24-0435/12](#)



Brass Cup

Code: [24-0435/10](#)

Alternatives



Liquid Limit Device

Code: [24-0435](#)



Liquid Limit Device with counter

Code: [24-0437](#)



High Vacuum Pump

Code: [88-3110/02](#)

Product Group: [Tri-Flex 2 Master Control Panel, High Vacuum Pump](#)

115vAC, 50/60 Hz, 1Ø.

Specification

Free Air Display	85 liters per minute (3 cu. ft. per minute).
Ultimate Vacuum	29.95 inches of mercury.
Motor/Pump	1/3 hp; speed 1725 rpm.
Operating Temperature	30Â°F to 170Â°F (0Â°C to 78Â°C).
Intake Port	1/4â" o.d. for 1/4â" tubing.
Dimensions	11 -1/4â" h. x 15 -1/2â" l. x 6-1/2â" w. (29 x 39 x 16 cm).
Weight	Net 28 lbs. (12 .7 kg).

Accessories



Filtering Kit

Code: [45-9301](#)



High Vacuum Grease

Code: [88-3115](#)

Alternatives



Tri-Flex 2 Master Control Panel, English 110vAC

Code: [25-0696/02](#)



Tri-Flex 2 Master Control Panel, English 220vAC

Code: [25-0696/01](#)




Tri-Flex 2 Master Control Panel, Metric 110vAC

Code: [25-0697/02](#)



Tri-Flex 2 Master Control Panel, Metric 220vAC

Code: [25-0697/01](#)



Champ II Series Bench Scale - 60 lb / 30 kg Capacity

Code: [88-1302/02](#)

Product Group: [Champ II Series Bench Scales](#)

60 lb./30 kg capacity. 120vAC, 50/60 Hz.

Further Information

100-240V, 50/60 Hz.

Specification

Capacity	60 lb. x 0.01 lb. or 30 kg x 0.005 kg.
Platform Size	12" x 14" (30.5 x 35.5 cm).
Power	9 vDC/500 mA AC adaptor (included) or six AA batteries (not included).
Weights	Net 24 lbs. (11 kg).



Consolidation Transducer Assembly 15mm Travel Fitted with 5 Pin Din Plug.

Code: [27-1649](#)

Product Group: [Displacement Measurement](#),
[Displacement Transducers](#), [Vertical settlement measurement](#)

Fitted with 5 pin DIN plug.

Supplied with Calibration Certificate.

Specification

Construction	Fully encapsulated electronics, sealed in a stainless steel case
Excitation	11 V DC
Connector	5-pin DIN type
Mounting bracket	Included as standard
Weight kg	0.45

Accessories



Axial Strain Transducer Assembly 50mm Travel Fitted with 5 Pin Din Plug.

Code: [27-1617](#)



Horizontal Displacement Transducer Assembly 15mm Travel 5 Pin Din Plug Mounting Pillar

Code: [27-1697](#)



Vertical Displacement Transducer Assembly 15mm Travel with 5 Pin Din Plug Bracket for Shear Box

Code: [27-1689](#)

Spares/Consumables



CBR Displacement Transducer

Code: [27-1706](#)

Alternatives



Transducer Extension Cable 3.0 m

Code: [27-1717](#)



Transducer Extension Cable 4.5 m

Code: [27-1719](#)



DSU Electronic Readout and Control System 110 V AC 60 Hz

Code: [27-1300/02](#)

Product Group: [Data Logging with the DSU](#), [Electronic Instrumentation](#), [Electronic Instrumentation](#), [Data Logging with the DSU](#)

· Download the full brochure here
[[/Page/catalogue-download/NTRmZS9UaGUgTkVXIERTVSBVU0EucGRm](#)]

· Download the full DS7.2 geotechnical software brochure here
[[/Page/catalogue-download/NTRmZS9OZXcgRfM3IFNvZnR3YXJlIFVTQTY5LnBkZg==](#)]

· 4 channel automatic control and data-logging unit

· Automatic, dual-frame control

· Performs CBR, Marshall, Unconfined Compression, Direct and Residual Shear, One-Dimensional Consolidation and Unconsolidated Undrained tests

· LAN connection - software can be running anywhere on your server

· Never lose data from power fails - 2 gigabytes of non-volatile memory

The Data System Unit (DSU) is a versatile instrument designed to accommodate the general logging requirements of geotechnical and materials testing engineers. It's intelligent interface allows the user to work with a range of different sensors.

Further Information

The DSU has two distinct modes of operation. The first is referred to as DS mode (DataSystem) for operation with ELE International's established DS7 geotechnical testing software.

DS MODE

- Up to four one dimensional consolidation tests
- Up to two CBR tests
- One direct/residual shear test
- One triaxial quick un-drained test

DU MODE

- Up to two Marshall tests
- Up to two CBR tests
- Up to two Unconfined compression tests
- Automatic frame control

OVERVIEW

- Touch Screen data entry for standalone operation, Marshall/CBR/Quick un-drained
- Automatic single and dual frame control (with multiplex 50 frame)
- Log memory of 2 gigabytes
- Non-volatile memory
- Ethernet TCPIP link and serial comms support
- Market leading signal stability
- Certificate and manual calibration features

Become a member of the ELE International web site, add this new product to a wishlist to receive a quote! Click here [\[Login\]](#)

This product is now available in the USA and Canada!

Accessories



Cable, Safety/ID

Code: [27-1300/11](#)



Dual Frame Comms Cable

Code: [27-1300/10](#)



PC Cable

Code: [27-1300/12](#)

Alternatives



DSU Electronic Readout and Control System 220 - 240 V AC 50/60 Hz

Code: [27-1300/01](#)



Marshall Test 50

Code: [45-6810/01](#)



Marshall Test 50

Code: [45-6810/06](#)



Laboratory Sieve Shaker 110V 60 Hz

Code: [80-0455/02](#)

Product Group: [Laboratory Sieve Shaker](#)

The new Laboratory Sieve Shaker is designed to accept up to eleven 8" (203 mm) diameter by 2" (50.8 mm) high or seven 12" (305 mm) by 3" (76.2 mm) high standard test sieves and cover.

The unit is fitted with a 1/4 h.p. motor and 30-minute timer.

110vAC, 60 Hz, 1Ø.

Further Information

- Cost effective design for the efficient separation of materials.
- Accepts 8" (203 mm) and 12" (305 mm) standard test sieves.
- Built-in 30 minute timer.

Specification

Capacity.

Eleven 8" (203 mm) or seven 12" (305 mm) diameter sieves plus cover.

Timer.

Built-in 30 minute.

Motor.

1/4 h.p.

Dimensions.

14.5" w. x 18" d. x 48" h. (368 x 457 x 1219) mm.

Weight.

Net 73 lbs. (33.2 kg).

Alternatives



Sieve Shaker - Motorized 110V 60 Hz

Code: [80-0445/02](#)




Sieve Shaker - Motorized 220V 50 Hz

Code: [80-0445/01](#)



Sieve Shaker - Motorized 220V 60 Hz

Code: [80-0445/06](#)



Volume Change Transducer Assembly 80ml Capacity Maximum Working Pressure 1700KPa

Code: 27-1641

Product Group: [Volume Change Measurement](#),
[Tri-Flex 2 One-Cell Permeability Test System](#), [Volume Change Measurement](#), [Volume Change Transducer](#)

- Reversing valves to increase capacity
- Steel case for wall mounting and access to piping
- Supplied complete with calibration certificate

The Volume Change Transducer provides continuous measurements of volume change during the triaxial test. The assembly includes a valve to reverse the flow through the unit, providing increased capacity.

Specification

Maximum Pressure	250 psi (1,700 kPa).
Excitation	10V DC.
Output	1.25 Volts full range.
Capacity	80 cc x 0.1 cc sensitivity.
Case	Steel; hinged for access to piping.
Connector	5-Pin DIN type.
Overall Dimensions LXWXH	0.44 x 0.3 x 0.27 m
Weight	Net 11 lbs. (5 kg).



1.4" (35 mm) Sealing Rings

Code: [25-4281](#)

Product Group: [Sealing Rings, Tri-Flex 2 Permeability Test Cell](#)

Standards

ASTM D2850, ASTM D4767, ASTM D5084, AASHTO T296, AASHTO T297

Accessories



Membrane Sealing Ring 100mm Diameter. Pack of 10.

Code: [25-7631](#)



Membrane Sealing Ring 70mm Diameter Pack of 10.

Code: [25-6461](#)



Membrane Sealing Rings 2.8"

Code: [25-6641](#)

Alternatives



Membrane Sealing Ring 100mm Diameter. Pack of 10.

Code: [25-7631](#)



Membrane Sealing Ring 70mm Diameter Pack of 10.

Code: [25-6461](#)



Membrane Sealing Rings 2.8"

Code: [25-6641](#)



Mechanical Analysis Stirrer 120vAC

Code: [24-4132/02](#)

Product Group: [Mechanical Analysis Stirrer](#)

Standards

ASTM D422, AASHTO T88

Further Information

110vAC, 50/60 Hz, 1Ø. 125 Watts

Specification

Motor	Universal AC-DC; up to 75 cycles; 3-speed selectable.
Speeds at No Load	Low: 13 ,000 rpm. Medium: 16,000 rpm. High: 18,000 rpm.
Housing	Die-cast aluminum; stainless steel front panel; baked enamel finish.
Controls	Rotary speed control switch; on-off switch.
Mixing Paddle	Disc-shaped; nickel-plated steel.
Dispersion Cup	4 stationary baffles, permanently mounted; rounded bottom.
Dimensions	7" w. x 6-1/2" d. x 20" h. (178 x 165 x 508 mm).
Weight	Net 15 lbs. (7 kg).
Motor	Universal AC-DC; up to 75 cycles; 3-speed selectable.
Speeds at No Load	Low: 13 ,000 rpm. Medium: 16,000 rpm. High: 18,000 rpm.
Housing	Die-cast aluminum; stainless steel front panel; baked enamel finish.
Controls	Rotary speed control switch; on-off switch.
Mixing Paddle	Disc-shaped; nickel-plated steel.

Product Sheet

www.ele.com
+44 (0) 01525 249 200



Dispersion Cup	4 stationary baffles, permanently mounted; rounded bottom.
Dimensions	7" w. x 6-1/2" d. x 20" h. (178 x 165 x 508 mm).
Weight	Net 15 lbs. (7 kg).

Spares/Consumables



Mixing Paddle

Code: [24-4132/11](#)



Soil Dispersion Cup

Code: [24-4132/10](#)

Alternatives



Mechanical Analysis Stirrer 220-240vAC

Code: [24-4132/01](#)



Constant Head Sand/Gravel Permeameters, 3" (76.2 mm)

Code: [25-0562](#)

Product Group: [Constant Head Sand/Gravel Permeameters](#)

3.0" (76.2 mm) i.d.

Standards

ASTM D2434

Further Information

Manometer Panel and Constant Head Tank System; not included, order separately.

Specification

Construction

Anodized aluminum end caps and clamping ring acrylic chamber.

Manometer Parts

Two. Located on the acrylic chambers side wall. The distances between ports are equal to the diameter

Clamping Rods

Three; quick release type.

Weights

Net 7-12 lbs. (3.2-5.4 kg).

Accessories



Constant Head Tank System

Code: [25-0568](#)

Wall Mounted Manometer Panel

Code: [25-0567](#)





Combination Permeameter, 2.5" (63.4 mm)

Code: 25-0623

Product Group: Combination Permeameter Constant or Falling Head

- Plated steel chamber head assembly
- Corrosion-resistant cast aluminum base assembly
- Includes accessories for conducting both constant and falling head permeability studies

This combination permeameter has a transparent plastic chamber for soil specimens of either fine-grained or coarse-grained soils. Generally, soils containing 10 percent or more particles passing a 75 μ m sieve are tested using the falling head assembly. More granular soils, containing 90 percent or more particles retained on the 75 μ m sieve, are tested using the constant head assembly.

The cell is sealed at the top so that a vacuum may be used to saturate the specimen. Porous stones located at the top and bottom of the cell prevent sample flaking or washout. For constant head tests, a plastic funnel reservoir is mounted on an upright attached to the cell, providing a maximum head of 550 mm. Falling head tests are performed using the graduated pipette falling head reservoir, which gives a maximum head of 1000 mm and is graduated 0.2 ml.

Specification

Specimen size	63.5 x 140 mm (dia x l max)
Chamber	Transparent plastic, single section
Base	Cast aluminium
Top seal	Plated steel with gaskets
Porous Stones	62.7 x 12.7 mm (diameter x thickness)
Constant head	Plastic, funnel reservoir, 550 mm maximum head
Falling head	Graduated pipette, 100 ml x 0.2 ml, 1000 mm maximum head
Weight kg	5
Specimen Size	2-1/2" diam. x 5-1/2" l. max. (63.5 x 140 mm).
Capacity	Clear lucite; 1/4" (6.3 mm) wall; single section.
Base	Cast aluminum.
Top Seal	Plated steel with gaskets.
Porous Stones	Mounts at top and bottom;

Product Sheet

www.ele.com
+44 (0) 01525 249 200



Constant Head

2.47" diam. x 1/2" thick (62.7 x 12.7 mm); 105-120 permeability rating; 300 micron, average pore size.

Falling Head

Plastic; funnel reservoir; 55 cm maximum head.

Weight


Graduated pipette; 100 mm x 0.2 mm; 100 cm. maximum head.
Net 11 lbs. (5 kg).

Spares/Consumables



Porous Stone 2.47" x .50"

Code: [T-308](#)



Cone Penetrometer. Complete with Stainless Steel Test Cone.

Code: [24-0540](#)

Product Group: [Cone Penetrometer Method, Cone Penetrometer](#)

Bench mounted apparatus to determine the liquid limit of soils BS1377. This method is applicable to a wide range of soils. The apparatus is fitted with a 150mm diameter dial indicator for direct reading of penetration. Supplied complete with 30deg, 30mm long test cone. Manufactured from stainless steel and includes adjustable levelling feet.

Standards

BS 1377-2

Specification

Dial Indicator	150 mm diameter graduated in 400 x 0.1 mm divisions, indicator point incorporates friction/gear system
Height Adjustment	Rapid, using integral clamping mechanism
Cone release	Manual
Cone	1 x 30°, 35 mm test cone included
Base	Cast aluminium, adjustable levelling feet
Weight kg	7

Accessories



Penetration Test Cup.

Code: [24-0548](#)



Test Gauge for Checking Condition of Cone Point.

Code: [24-0546](#)

Spares/Consumables



Penetration Test Cone

Code: [24-0544](#)

Alternatives



Semi-Automatic Cone Penetrometer

Code: [24-0545/01](#)



Accu-Tek Touch Control PRO 350 Compression Machine 110 V 60 Hz

Code: 36-2692/02

Product Group: Automatic Compression Machines

The Accu-Tek Touch Control PRO will deliver all the features and quality of the established ADR-Auto range, with its 20 year history, but with a new sleek design and additional capabilities. The console assembly consists of an Accu-Tek Touch Control Pro and power base which can be used with all existing concrete and cement frames

User interface

The new Accu-Tek Touch Control PRO has an improved user interface providing a high quality platform for testing that will enhance the performance of our compression machines. It now has a larger 7-inch colour touch screen with a higher definition display, allowing easier observation of test progress. A favourites option is also available, allowing users to save the most common set-ups for immediate access, without the need for navigating through selection menus.

User flexibility

The Accu-Tek Touch Control PRO has a unique flexible head with rotation capabilities of 75-degrees and a 45-degree tilt, improving usability and comfort for individual users. It is available with four languages English, Spanish, Portuguese and French, making it even more user-friendly and accessible to a wider audience. The new LAN connectivity feature lets the operator use the PC based APP (ELE Logger) to download test results away from the test area. User flexibility has also increased with the new Accu-Tek Touch Control PRO as it can now be operated remotely, so tests can be initiated away from the test area. Many issues can be resolved quickly by our service team through the new remote diagnostics feature and updating to the latest version of software has never been easier.

Compatibility

The all new dual sensor capabilities allow users to test both concrete and cement samples on one frame. Accu-Tek Touch Control PRO is compatible with all existing compression frames and upgrade kits are also available. The upgrade kits can be used to convert existing ADR-Auto consoles to the new Automatic Digital Control Readout.

Testing times

The new generation ADR Compression Machines have an increased control over the pace rate, which allows users to run the pace rate higher than average, but still within standard. This produces an average time saving of 10% for a typical 150mm cube sample.

Electrical

Reduced component count and no wire design results in increased reliability and serviceability. New low voltage interlocks and e-stop has increased safety. The Accu-Tek Touch Control PRO has the latest Arm Core Processor technology which has improved the processing power and speed.

Standards

ASTM C39, AASHTO T22

Specification

Capacity	350,000 lbf (1,555 kN)
Vertical Clearance	19.75" (502 mm) without upper platen assembly from top of lower block
Horizontal Clearance	11.5" (292 mm) between uprights
Ram	7.716" (196 mm) diameter; 2" (50 mm) stroke
Lower Platen	10" w x 14" d x 1" h (254 x 355 x 25.4 mm)
Range	3,500 to 350,000 lbf (15.5 to 1,555 kN)
Accuracy	Factory calibrated to within 1.0% of reading - from 1% to 100% of machine capacity.

Accessories



Flexural Attachment

Code: [37-5524](#)



Frame Stand

Code: 37-5575



Pedestal for Testing 4" x 8" Cylinders

Code: 37-5561



Platen Set 3" x 6" Concrete Cylinders

Code: 37-5504



Platen Set for 2" Cubes

Code: 37-5510



Platen Set for 6" x 12" Concrete Cylinders

Code: 37-5500



Platen Set for Blocks up to 10"

Code: [37-5520](#)



Portable Impact Tape Printer

Code: [37-4862/02](#)

Spares/Consumables



Accutek Oil

Code: [9806-0016](#)



Ram Seal

Code: [4699-1316](#)