



IF IT'S WORTH BUILDING, IT'S WORTH TESTING

This wishlist was generated on 21/01/2019, and contains the following Products:

26-2114/01

Digital Direct/Residual Shear Apparatus Complete with Lever Loading Assembly. 220-240V 50/60Hz 1Ph.

26-2132

Set of Weights 50 kg Slotted.

26-2181

Shear Box Assembly 60mm Sq.

26-2181/10

Porous Plate 60mm Sq.

26-2185

Specimen Cutter 60mm Sq.

26-2189

Specimen Extrusion Tool 60 mm sq.

27-1561

S-Type Load Cell 5 kN.for Use with Direct/ Residual Shear Machine. Fitted with 5 Pin Din Plug.

27-1689

Vertical Displacement Transducer Assembly 15mm Travel with 5 Pin Din Plug Bracket for Shear Box

27-1697

Horizontal Displacement Transducer Assembly 15mm Travel 5 Pin Din Plug Mounting Pillar

27-2793

DS7.3 Direct and Residual Shear Strength for Windows 10



Digital Direct/Residual Shear Apparatus Complete with Lever Loading Assembly. 220-240V 50/60Hz 1Ph.

Code: 26-2114/01

Product Group: Direct/Residual Shear Apparatus,
Direct/Residual Shear Apparatus

- Microprocessor control
- Large on-board LCD screen display
- Direct entry via touch sensitive keyboard
- Rapid approach and return to start datum
- Fully variable speed, 0.00001 to 9.99999 mm/minute
- Accepts specimens up to 100 mm square

The ELE Direct Shear Apparatus accepts specimens 60 mm, 100 mm square or 2.5 inches in diameter. The use of a microprocessor controlled drive system and keyboard entry gives the apparatus a wide range of features that include pause and speed reset during test, RS 232C interface, operator programming of speed and control functions, self test diagnostics and many other features. A return to start datum provides a positive means of reversing the shearbox when either preparing for a new test or continuing with residual testing procedures.

Safety forward/reverse travel limit switches are fitted as standard and monitored through the electronics system control.

The electronics are housed in a modern moulded shroud, which includes a large LCD display and keyboard entry. The apparatus is enclosed in a robustly constructed case, has been designed for floor mounting and is supplied complete with carriage, loading hanger and 10:1 lever loading device.

Standards

ASTM D3080, AASHTO T236, BS 1377, EN 1997-2

Further Information

for 220 - 240 V AC, 50 - 60 Hz, 1 ph.

Specification

Sample Size

Accepts either 2.42", 2.5" diam.; 60 mm square samples using accessory shear box assemblies, not included.

Speed Range

Variable in either English or Metric units

Product Sheet

www.ele.com
+44 (0) 01525 249 200



	between 0.000001" (0.00001 mm) to 0.399999" (9.99999 mm) per minute.
Shear Force	1,100 lbf. (5.0 kN) maximum.
Vertical Load	2,200 lbf. (10.0 kN) using 10:1 lever ratio.
Dimensions	44.7" l. x 12 .6" w. x 49.6" h. (1,135 x 320 x 1,260 mm).
Weight	130 kg




Set of Weights 50 kg Slotted.

Code: [26-2132](#)

Product Group: [Application of Normal Stress](#)

Normal stress is applied to the specimen through the lever loading device and the appropriate slotted weights



Shear Box Assembly 60mm Sq.

Code: [26-2181](#)

Product Group: [Shear Box Assemblies](#), [Shear Box Assemblies](#)

- Manufactured from corrosion resistant materials
- Sample size 60 x 60mm x 25mm high meeting BS 1377
- Incorporates PTFE faced box separation screws to reduce friction
- Supplied complete with upper and lower porous plates and loading pad
- Suitable for quick undrained or drained/residual tests

Standards

BS 1377, EN 1997-2, ASTM D3080, AASHTO T236


Further Information

All shearbox assemblies are designed to fit the carriage of 26-2114 series Digital Direct/Residual Shear Apparatus. They are supplied complete with three porous plates, one retaining plate and a loading pad. The three sizes supplied comply with the relevant requirements of BS 1377 and ASTM D3080. All assemblies can be used for quick shear tests or drained/residual shear tests.

Optional accessories are available including specimen cutters and extrusion tools.

Specification

Specimen area	60 x 60 mm
Specimen thickness	25 mm
Weight kg	2
Relevant standard	BS 1377




Porous Plate 60mm Sq.

Code: [26-2181/10](#)

Product Group: [Shearbox Assemblies- Accessories and Spares](#), [Shearbox Assemblies- Accessories and Spares](#)

Standards

ASTM D3080, AASHTO T236




Specimen Cutter 60mm Sq.

Code: [26-2185](#)

Product Group: [Shearbox Assemblies- Accessories and Spares](#), [Shearbox Assemblies- Accessories and Spares](#)

Standards

ASTM D3080, AASHTO T236



Specimen Extrusion Tool 60 mm sq.

Code: [26-2189](#)

Product Group: [Shearbox Assemblies- Accessories and Spares](#), [Shearbox Assemblies- Accessories and Spares](#)

Standards

ASTM D3080, AASHTO T236



S-Type Load Cell 5 kN.for Use with Direct/Residual Shear Machine. Fitted with 5 Pin Din Plug.

Code: [27-1561](#)

Product Group: [Load Measurement](#), [Measurement of Load \(Shear Stress\)](#)

- Repeatability better than $\pm 0.02\%$ of rated output
- Non-Linearity better than $\pm 0.03\%$ of rated output
- Supplied complete with 5-pin DIN type connector for connection to GDU

Ideally suited for a wide range of applications, ELE S-type load cells provide high accuracy and minimum deformation. Various models are available, with the necessary adaptors, for use with ELE Triaxial Load Frames, Multiplex 50/Marshall Test 50/CBR Test 50 and Direct Shear machine.

Standards

BS 1377, ASTM D3080



Vertical Displacement Transducer Assembly 15mm Travel with 5 Pin Din Plug Bracket for Shear Box

Code: 27-1689

Product Group: [Displacement Measurement, Measurement of Horizontal and Vertical Movement, Displacement Transducers](#)

0 to 10 mm range. For use with Direct/Residual Shear Machines. •Ideally suited for use with GDU for accurate displacement measurements

- Models available for use in consolidation, shear, CBR and triaxial test applications
- Supplied complete with mounting hardware for specified products

Displacement Transducers are used in consolidation, shear, CBR and triaxial test applications for accurate displacement measurements. They are supplied complete with a 5-pin DIN type connector for direct connection to the GDU.

Specification

Construction	Fully encapsulated electronics, sealed in a stainless steel case
Excitation	12 V DC
Connector	5-pin DIN type
Mounting bracket	Included as standard
Weight kg	0.45
Construction	Fully encapsulated electronics, sealed in a stainless steel case.
Excitation	10vDC.
Connector	5-Pin DIN type.
Mounting Bracket	Included as standard.
Weight	Net 1 lb. (0.45 kg).



Horizontal Displacement Transducer Assembly 15mm Travel 5 Pin Din Plug Mounting Pillar

Code: **27-1697**

Product Group: **Displacement Measurement, Measurement of Horizontal and Vertical Movement, Displacement Transducers**

- Ideally suited for use with GDU for accurate displacement measurements
- Models available for use in consolidation, shear, CBR and triaxial test applications
- Supplied complete with mounting hardware for specified products

Displacement Transducers are used in consolidation, shear, CBR and triaxial test applications for accurate displacement measurements. They are supplied complete with a 5-pin DIN type connector for direct connection to the GDU.

Specification

Construction	Fully encapsulated electronics, sealed in a stainless steel case
Excitation	13 V DC
Connector	5-pin DIN type
Mounting bracket	Included as standard
Weight kg	0.45
Construction	Fully encapsulated electronics, sealed in a stainless steel case.
Excitation	10vDC.
Connector	5-Pin DIN type.
Mounting Bracket	Included as standard.
Weight	Net 1 lb. (0.45 kg).



DS7.3 Direct and Residual Shear Strength for Windows 10

Code: [27-2793](#)

Product Group: [DS7.3 for Windows 10, Automatic Data Acquisition - Direct Shear, DS7.3](#)

This unique package provides test options for quick undrained or drained shear tests with the user selectable option of residual testing. Individual test results can be linked together to produce the Coulomb Envelope. Printouts and plots are available for sample description and basic test data such as moisture content, etc. Realtime plots of settlement, shear versus displacement and vertical displacement during shearing is readily available via the PC screen or printer.