



IF IT'S WORTH BUILDING, IT'S WORTH TESTING

This wishlist was generated on 11/04/2019, and contains the following Products:

25-3518/01

Digital Tritest 50 Load Frame

25-3518/10

Adaptor kit, to perform CBR on the Tritest 50 load frame

25-4047

50mm Triaxial Cell 1700Kpa with 5 Pressure/ Drainage Ports. Supplied with Two Valves.

25-4166

38mm/1.5 Inch Base Adaptor for 50mm Cells.

25-4200

Piston Restraint Clamp for Ele Triaxial Cells

25-4210

Dial Gauge 25mm Travel X 0.01mm Divisions

25-4290

Membrane Placing Tool 35mm/38mm.

25-4520

Valve No Volume Change 1/4 Inch BSp Fitted with 6 mm Connector and Integral Sealing Ring.

25-4540

10 ml Burette Single Tube Drainage

25-5050

Pressure Pad 38mm/1.5 Inch Diameter.

25-5050/10

Drainage Line for 25-4250

25-5061

Rubber Membrane 38mm/1.5 Inch Diameter. Pack of 10.

25-5081

Membrane Sealing Ring 1.5"

25-5100

Suction Membrane Device 38mm/1.5 Inch Diameter.

25-5120

Two-Way Split Former 38mm/1.5 Inch Diameter.

25-5130

Two Part Split Mould 38mm

25-5181

Porous Disc 38mm/1.5 inch Diameter. Pack of 2.

25-5200

Filter Paper Drain 38mm/1.5 inch Diameter. Pack of 50.

26-1746

Bladder-Type Air/Water Pressure Assembly. 1000 Kpa Maximum Working Pressure.

26-1805

Oil 5 Litres T46

26-1820

Digital Pressure Gauge 1700 kPa for Use with 26-1800 Series Oil/Water Constant Pressure System.

26-1880

Universal Pump and Pressure Indicating Panel 1700Kpa.

26-1892

Twin Burette Volume Change Unit.

26-1926

Nylon Tubing 6mm Od 3500Kpa.

27-1620

Digital Pressure Gauge 1700Kpa. for Ele Triaxial Cells.

78-0260

Clamped Boss Load Ring - 4.5 kN



Digital Tritest 50 Load Frame

Code: [25-3518/01](#)

Product Group: [Digital Tritest 50 Load Frame](#), [CBR Load Frames](#), [Triaxial Load Frames](#)

- Microprocessor control
- Large on-board LED screen display
- Direct entry via a touch sensitive keyboard
- Rapid approach and return to datum of platen
- Fully variable speed, 0.00001 to 9.99999 mm/min
- Samples up to 100 mm diameter

This 50 kN capacity machine, designed primarily for triaxial testing of soil specimens up to 100 mm diameter x 200 mm long, comprises a rigid twin column construction with an integral fully variable microprocessor controlled drive unit and LCD display with a touch sensitive keyboard. The machine is normally bench mounted for ease of installation and operation.

The use of a microprocessor controlled drive system and keyboard entry provides the Digital Tritest 50 with a wide variety of features which include pause and speed reset during test, RS 232C, operator programming of speed and control functions, self test diagnostics and many other features.

A robustly constructed steel case houses the motor drive system with careful attention being given to the prevention of ingress of water or grit. All operating controls are mounted on the front panel of the machine, which is angled and recessed to prevent physical and environmental damage.

Standards

BS 1377-7, BS 1377-8, BS 1924-2, ASTM D1883, ASTM D2166, ASTM D2850, ASTM D4767, ASTM D7181, AASHTO T99, AASHTO T134, AASHTO T135, AASHTO T136, AASHTO T180, AASHTO T193, AASHTO T208, AASHTO T296, AASHTO T297

Further Information

Complete with RS 232C interface.

Specification

Capacity	50kN (11,200 lbf).
Speed Range	English mode: 0.000001 to 0.399999 in/min. Metric mode: 0.00001 to 9.99999 mm/min.
Rapid Approach Speed	1.0 in/min. (25 mm/min.).

Product Sheet

www.ele.com
+44 (0) 01525 249 200



Platen Travel	100mm (3.9"); limit switch protection.
Platen Diameter	133 mm (5.2")
Vertical Clearance	910 mm, (36 .8") maximum; 305mm, (12") minimum.
Horizontal Clearance	364mm, (15 .3").
Serial Interface	RS232C; programmable baud rate and protocol.
Overall Dimensions	500 x 500 x 1,470 mm, (19.7" w. x 19.7" d. x 57.8" h).
Weight	Net 100kg (220 lbs); Shpg. 136kg (300 lbs).

Accessories



50kN Clamped Boss Load Ring

Code: [78-0860](#)



Adaptor kit, to perform CBR on the Tritest 50 load frame

Code: [25-3518/10](#)



Clamped Boss Load Ring - 10.0 kN

Code: [78-0460](#)



Clamped Boss Load Ring - 28.0 kN

Code: [78-0760](#)



Clamped Boss Load Ring - 3.0 kN

Code: [78-0160](#)



Clamped Boss Load Ring - 4.5 kN

Code: [78-0260](#)

Alternatives



MultiPlex 50 Load Frame

Code: [25-3700/01](#)



Versa-Loader

Code: [25-3525/02](#)



Adaptor kit, to perform CBR on the Tritest 50 load frame

Code: [25-3518/10](#)

Product Group: [CBR Load Frames](#)

Contains a platen adaptor and a stabilising bar



50mm Triaxial Cell 1700KPa with 5 Pressure/ Drainage Ports. Supplied with Two Valves.

Code: [25-4047](#)

Product Group: [Triaxial Cell](#), [Triaxial Cells](#)

- Working pressure up to 1700 kPa
- All round visibility
- Sample sizes 38 to 100 mm diameter
- Rapid assembly and dismantling
- Accepts a range of interchangeable submersible load transducers

This range of precision made triaxial cells has been designed to meet the requirements of the modern soils laboratory. The cells have been treated to minimise corrosion. Particular attention has been paid to the quality of finish between the piston and the head. Final assembly includes the fitting of an O-ring seal and the use of special lubricant to reduce friction to a minimum and eliminate water leakage.

The piston load capacity is designed to accept high horizontal forces which may be present during the final stages of a test. Each cell has five take-off positions drilled in the base for top drainage/back pressure, pore water pressure and bottom drainage. Two no-volume change valves and an anvil for strain gauge/transducer datum are supplied for fitting to the cell.

A feature of these cells is that they all accept a single diameter piston. The internal height is such that a range of submersible load transducers can be fitted without any modification. Each cell will accept a range of base adaptors and various accessories for testing a wide range of specimens

Standards

BS 1377, ASTM D2850, ASTM D4767, AASHTO T296, AASHTO T297

Specification

Cell size	50 mm
Max specimen size	50 x 100 mm
Working pressure	1700 kPa
Max piston load	45 kN
Vertical clearance required	380 mm
Horizontal clearance required	155 mm
Weight kg	4

Accessories



38mm/1.5 Inch Base Adaptor for 50mm Cells.

Code: [25-4166](#)



50mm Base Adapter for 50mm Cells.

Code: [25-4168](#)



Pressure Interface Chamber

Code: [25-0695](#)

Alternatives



100mm Triaxial Cell 1700Kpa with 5 Pressure/ Drainage Ports. Supplied with Two Valves.

Code: [25-4157](#)



70mm Triaxial Cell 1700Kpa with 5 Pressure/ Drainage Ports. Supplied with Two Valves.

Code: [25-4117](#)



38mm/1.5 Inch Base Adaptor for 50mm Cells.

Code: [25-4166](#)

Product Group: [Specimen Base Adaptors, Base Pedestals](#)

38mm/1.5 Inch Base Adaptor with Twin Pore Pressure Ports for 50mm Cells.

Standards

BS 1377, ASTM D2850, ASTM D4767, AASHTO T296, AASHTO T297

Accessories



100 mm Base Adaptor for 100 mm Triaxial Cell.

Code: [25-4186](#)



50mm Base Adapter for 50mm Cells.

Code: [25-4168](#)



50mm Base Adaptors for 70mm Cells.

Code: [25-4174](#)



70mm Base Adaptor for 70mm Cells.

Code: [25-4176](#)

Alternatives



100 mm Base Adaptor for 100 mm Triaxial Cell.

Code: [25-4186](#)



50mm Base Adapter for 50mm Cells.

Code: [25-4168](#)



50mm Base Adaptors for 70mm Cells.

Code: [25-4174](#)



70mm Base Adaptor for 70mm Cells.

Code: [25-4176](#)



Piston Restraint Clamp for Ele Triaxial Cells

Code: [25-4200](#)

Product Group: [Aggressive Materials](#), [General Cell Accessories](#)

For ELE Triaxial Cells Manufactured From July 1996.

Standards

BS 1377, ASTM D2850, ASTM D4767, AASHTO T296, AASHTO T297

Further Information

To lock the loading piston into position



Dial Gauge 25mm Travel X 0.01mm Divisions

Code: [25-4210](#)

Product Group: [Digital Tritest 50 Load Frame, Axial Displacement](#)

25 mm travel x 0.01 mm

Standards

BS 1377

Accessories



Axial Strain Transducer Assembly 50mm Travel Fitted with 5 Pin Din Plug.

Code: [27-1617](#)

Spares/Consumables



Dial Indicator - 1.0" Range

Code: [88-4100](#)

Alternatives



Digital Tritest 50 Load Frame

Code: [25-3518/02](#)



Electronic Digital Indicator, 1.0"/25.4 mm range

Code: 88-4220



Versa-Loader

Code: 25-3525/02



Membrane Placing Tool 35mm/38mm.

Code: [25-4290](#)

Product Group: [Membrane Placing Tools, O-Ring Placing Tools](#)

Membrane Placing Tool For 35Mm/1.4 Inch And 38Mm/1.5 Inch Samples.

Standards

ASTM D2850, ASTM D4767, ASTM D5084, AASHTO T296, AASHTO T297, ASTM D7181

Accessories



Membrane Placing Tool 100mm/4 Inch Diameter.

Code: [25-7610](#)



Membrane Placing Tool 70mm/2.8 Inch Diameter.

Code: [25-6470](#)

Alternatives



Membrane Placing Tool 100mm/4 Inch Diameter.

Code: [25-7610](#)



Membrane Placing Tool 70mm/2.8 Inch Diameter.

Code: [25-6470](#)



**Valve No Volume Change 1/4 Inch BSp
Fitted with 6 mm Connector and Integral
Sealing Ring.**

Code: [25-4520](#)

Product Group: [Accessories for CU/CU effective
stress, General Cell Accessories](#)

Standards

ASTM D2850, ASTM D4767, ASTM D7181, AASHTO T296, AASHTO T297



10 ml Burette Single Tube Drainage

Code: [25-4540](#)

Product Group: [N/A](#)

Complete with rod clips length of tubing and connectors for fitting it to the triaxial cell.



Pressure Pad 38mm/1.5 Inch Diameter.

Code: [25-5050](#)

Product Group: [Pressure Pads](#)

38 mm / 1.5 Inch diameter pressure pad. The pad shall have two empty ports and will come complete with two blanking plugs, plastic tubing and connector. Suitable For both drained and undrained tests.

Standards

ASTM D2850, ASTM D4767, ASTM D7181, AASHTO T296, AASHTO T297



Drainage Line for 25-4250

Code: [25-5050/10](#)

Product Group: [Replacement Drainage Line](#)

1.4" Specimen Cap

Accessories



1.4" Specimen Cap


Code: [25-4250](#)



Drainage Line for 25-6430

Code: [25-6430/10](#)

Alternatives



1.4" Specimen Cap

Code: [25-4250](#)



Drainage Line for 25-6430

Code: [25-6430/10](#)



Rubber Membrane 38mm/1.5 Inch Diameter. Pack of 10.

Code: [25-5061](#)

Product Group: [Rubber Membranes](#)

Rubber Membrane For 38Mm/1.5 Inch Samples
(Pack Of 10).

Standards

AASHTO T296, AASHTO T297, ASTM D2850, ASTM D4767, ASTM D5084, ASTM D7181



Membrane Sealing Ring 1.5"

Code: [25-5081](#)

Product Group: [Sealing Rings](#)

Membrane Sealing Ring 38Mm Diameter (Pack Of 10).



Suction Membrane Device 38mm/1.5 Inch Diameter.

Code: [25-5100](#)

Product Group: [Suction Membrane Devices](#), [Suction Membrane Device](#)

Suction Membrane Device For 38Mm/1.5 Inch Samples.



Two-Way Split Former 38mm/1.5 Inch Diameter.

Code: [25-5120](#)

Product Group: [Two-way Split Formers](#), [Two-Way Split Formers](#)


Two-Way Split Former For 38Mm/1.5 Inch Samples.



Two Part Split Mould 38mm

Code: [25-5130](#)

Product Group: [Two-way Split Moulds](#), [Two-Part Split Mould](#)



Porous Disc 38mm/1.5 inch Diameter. Pack of 2.

Code: [25-5181](#)

Product Group: [Accessories for CU/CU effective stress, Porous Stones](#)

Porous disc for 38 mm/1.5 inch samples (Pack of 2).



Filter Paper Drain 38mm/1.5 inch Diameter. Pack of 50.

Code: [25-5200](#)

Product Group: [Accessories for CU/CU effective stress, Filter Paper Drains](#)

Filter paper drain 38 mm diameter (Pack of 50).



Bladder-Type Air/Water Pressure Assembly. 1000 Kpa Maximum Working Pressure.

Code: 26-1746

Product Group: [Air/Water Pressure Systems - up to 1000 kPa](#)

With transparent plastic chamber for operating continuously at pressures up to 1000 kPa. A length of tubing is provided for connecting the air/water cylinder outlet to a pressure measuring system.

- Used to supply hydraulic pressure from a pneumatic pressure source.
- Prevents air entering the hydraulic pressure system.
- Maximum working pressure 1000kpa.
- Supplied with connectors and tubing for fitting to pressure measuring systems.

Accessories



Nylon Tubing 30 Metre Length.


Code: 26-1769

Spares/Consumables



Pneumatic Pressure Reducing Panel. Provides Two Independent Pressure Outlets 1000 kPa Max.

Code: 26-1760



Replacement Bladder Wide Neck (38mm Id)

Code: 26-1746/10



Oil 5 Litres T46

Code: 26-1805

Product Group: Oil/Water Constant Pressure System

5 litres




Digital Pressure Gauge 1700 kPa for Use with 26-1800 Series Oil/Water Constant Pressure System.

Code: [26-1820](#)

Product Group: [N/A](#)

- Capacity: 1700 kPa
- Units: pressure can be indicated in bar mbar / hPa psi kPa mPa
- Accuracy: better than 1% of indicated pressure
- Measurement interval: twice per second
- Pressure connection: 1/4" bsp
- Power supply: 3 volt battery cr 2430 type
- Battery life: 1400 hours continuous operation
- Capacity: 1700 kPa
- Units: pressure can be indicated in bar mbar / hPa psi kPa mPa.



Universal Pump and Pressure Indicating Panel 1700Kpa.

Code: 26-1880

Product Group: [Modular Pressure Panel System](#)


This is the main pressure display in the system for monitoring various pressures and also provides fine control of the pressure within the system using the rotary hand pump. The unit is fitted with a dual calibrated 250 mm diameter pressure gauge, four inlet/outlet no-volume change valves, screw controlled rotary hand pump, water reservoir and isolating valves. The unit is housed in a hinged case for wall or bench mounting. By using an isolating valve the panel may be used to monitor cell or back pressure. 1700 kPa and 250 lbf/in².

Spares/Consumables



Pressure Gauge 1700Kpa (250Psi) 250mm Diameter.

Code: 26-1865/10



Twin Burette Volume Change Unit.

Code: [26-1892](#)

Product Group: [Volume Change Measurement](#)

Fitted with reversing valve and by-pass valve. The unit is fitted with burettes graduated 0 to 100 ml x 0.2 ml and is mounted on a solid panel for wall or bench mounting supplied with 100 ml capacity x 0.2 ml burettes.

Accessories



Red Dye Kerosene Soluble 10G Phial for Colouring Kerosene.

Code: [26-1900](#)



Nylon Tubing 6mm Od 3500Kpa.

Code: [26-1926](#)

Product Group: [Permeability of Rock, Volume Change Measurement](#)

6 mm outside diameter x 4 mm inside diameter. For use up to a pressure of 3500 kPa. Priced per metre.



Digital Pressure Gauge 1700Kpa. for Ele Triaxial Cells.

Code: 27-1620

Product Group: Oil/Water Constant Pressure System, Pressure Measurement, Digital Pressure Gauge

For ELE Triaxial Cells. The Digital Pressure Gauge offers highly accurate pressure measurement and digital readout for ELE triaxial cells.

Standards

ASTM D2850, ASTM D4767, ASTM D7181, ASTM D5084, AASHTO T296, AASHTO T297

Specification

Capacity	250 psi (1,700 kPa).
Display	LCD.
Display Units	PSI, kPa, MPa.
Accuracy	Better than 1% of indicated pressure.
Read Rate	Two samples per second.
Power Supply	3 volt battery, CR 2340 type.
Battery Life	1400 hours continuous operation.
Dimensions	2.30" w. x 1.25 " d. x 3.75" h. (59 x 32 x 95 mm.)
Weight	Net 1/4 lb. (125 g).



Clamped Boss Load Ring - 4.5 kN

Code: 78-0260

Product Group: Clamped Boss Load Rings, Digital Tritest 50 Load Frame, Load Measurement, Load Measurement, Proving Rings, Load Measurement, Direct/Residual Shear Apparatus

Specification

Capacity: kN, kgf, lbf	4.5, 450, 1000
Typical Design sensitivity: N/div, kgf/div, lbf/div	3.0, 0.30, 0.66
Overall height mm	248
Approx weight kg	3.5
Capacity - lbf	1,000
Capacity - kN	4.5
Capacity - kgf	450
Typical Design Sensitivity - lbf/div	0.66
Typical Design Sensitivity - kN/div	3
Typical Design Sensitivity - Kgf/div	0.3
Overall Height	9.76" (248 mm)
Approx Weight	7.7 lbs.(3.5 kg)

Accessories



50kN Clamped Boss Load Ring

Code: 78-0860



Clamped Boss Load Ring - 10.0 kN

Code: 78-0460



Clamped Boss Load Ring - 2.0 kN

Code: [78-0060](#)



Clamped Boss Load Ring - 28.0 kN

Code: [78-0760](#)



Clamped Boss Load Ring - 3.0 kN

Code: [78-0160](#)



Digital Proving Ring, 1,000 lbs (4.5 kN)

Code: [78-0264](#)

Spares/Consumables



Spare Dial Indicator for Load Rings

Code: [78-5461](#)

Alternatives



50kN Clamped Boss Load Ring

Code: [78-0860](#)



Clamped Boss Load Ring - 10.0 kN

Code: [78-0460](#)



Clamped Boss Load Ring - 2.0 kN

Code: [78-0060](#)



Clamped Boss Load Ring - 28.0 kN

Code: [78-0760](#)



Clamped Boss Load Ring - 3.0 kN

Code: [78-0160](#)



Digital Proving Ring, 1,000 lbs (4.5 kN)

Code: [78-0264](#)